

YMCA University of Science and Technology, Faridabad

Schedul-14

AN ACCOUNTING POLICIES & NOTES ON ACCOUNTS FORMING PART OF BALANCE SHEET AND PROFIT & LOSS ACCOUNT

Accounting Policies.

General

Accounting policies not specifically referred to otherwise are consequent and in consonance with generally accepted accounting principles.

(1) Revenue Recognition.

Expenses and income considered payable and receivables respectively are accounting for on accrual basis except for fees, sale of scrap etc. Which are accounted on cash basis.

(2) FIXED Assets.

Fixed Assets are stated at their original cost.

(3) Depreciation on fixed asset.

Depreciation on fixed assets is being not provided.

(4) Retirement Benefit.

The liabilities towards retirement benefits are accounted for on paid basis.

Notes on Accounts:-

(1) The land has been provided by Haryana Govt free of cost land has been incorporated at value at Rs 1,93,60,00,000/- at the prevailing circle rate.

(2) The institute has been treating a large no of capital items purchased out of Grant received from Haryana Govt. as revenue expenditure under the head "capital items purchased out of recurring grant"

(3) Balance sheet as on 31.03.2018 and income & expenditure for the year ending 31.03.2018 does not include details for which separate Balance sheet will be prepared.

(4) Balances of sundry debtors, creditors, advances, personnel accounts are subject to confirmations.

(5) Previous year figures have been Re-grouped, Re-arranged wherever necessary.

FOR YMCA UNIVERSITY OPF SC.& TECH, FARIDABAD


Chief Accounts Officer 18/3

Auditor's Report




We have audited the attached Balance sheet of YMCA University of Science & Technology. Ad consolidated as at 31 March 2018, the profit and loss account annexed there to. These statements are the responsibility of the university management. Our responsibility is to an as an opinion on these on these financial statements based on our audit.

- (1) We conducted our audit in accordance with auditing standards generally accepted in India. Those Standards require that plan and perform the audit to obtain reasonable assurance about whether the financial statement is free of material mis-statement. An audit includes examining, on at test basis evidence supporting the amounts and disclosures in the financial statements. An audit also includes assessing the accounting principles used and significant estimates made by management, as well as evaluating the overall financial statement presentation. We believe that our audit provides a reasonable basis for our opinion
- (2) We report that
 - (a) We have obtained all the information and explanations, which to the best of our acknowledge and belief were necessary for the purpose of our audit.
 - (b) In our opinion, proper books of account, as required by the law, have been kept by the university so far as appears from our examinations of those books.
 - (c) The Balance Sheet, the income and expenditure account dealt with by this report are in agreement with the books of accounts.
 - (d) In our opinion and to the best of our information and accordance to the explanations give to us, the said accounts read together with the significant Accounting Policies and other notes thereon give the information required by the Companies Act, 1956 accounting Principals generally accepted in India subjected to
"The university has maintained records showing full particulars, including quantitative details and situation of fixed asset department wise /workshop wise/ lab. However, the same are note reconciled with financial records. Further depreciation is not being provided on fixed assets
- (3) In so far as it is Relates to Balance Sheet of the state of affairs of the University as at 31st MARCH 2018
- (4) In so far as it is relates to Income & Expenditure Account the Surplus/Deficit of the university for the year ended on that date and

FOR CA SUNIL GUPTA
Chartered Accountants
M.NO. 539780


CA SUNIL GUPTA
M.NO. 539780
PLACE- FARIDABAD
DATE-31.3.2018



**YMCA UNIVERSITY OF SCIENCE & TECHNOLOGY
BALANCE SHEET AS AT 31ST MARCH, 2018**

SOURCE OF FUNDS	SCH	AS AT 31.03.2018	AS AT 31.03.2017	AS AT 31.03.2016
Excess of Income over Expenditure (Grant A/C)	1	84718811.72	6990996.72	24653401.39
Excess of Expenditure over Income (Pension A/C)	2	-2118920.00	-2118920.00	-2134890.00
Excess of Expenditure over Income (Gratuity A/C)	3	(34,25,699)	(7,92,535)	-1682429.00
Corpus Endowment Fund	4	30,86,77,551	30,86,77,905	276154695.64
Depreciation Fund /Equipmnet Replacement Fund	5	3,53,01,058	3,59,66,836	34076878.00
Equipment/Facility Maintenance	6	99,01,635	99,23,667	8855486.00
Staff Development Fund	7	2,50,38,853	2,49,21,418	24631678.08
Providend Fund	8	7,49,12,075	7,31,16,655	68179512.79
HSC FOR SCIENCE & TECHNOLOGY	8A	(9,00,174)	29,98,040	-144101.00
TAME 2012 (MECHANICAL)	8B	5,886	5,886	5886.00
Grants in aid for Capital Exp. From State Govt. & Others P&L	9	2,70,48,16,485 (4,83,64,010)	2 69,17,24,533	2629558314.75
SECURE LOAN	10	-	-	0.00
Current Liabilities	11	11,88,50,481	8,44,80,640	96408075.30
TOTAL		3307414032.16	3235895120.52	3158562507.95
APPLICATION OF FUNDS				
<u>Fixed Assets</u>	12	2,23,13,80,600	2,12,66,28,797	2128104400.26
<u>Current Assets</u>	13			
Cash and bank balances		15,08,99,011	10,17,67,922	142966851.41
Fixed Deposits		97,41,95,887	99,22,02,595	877853111.81
Loans & Advances		(5,13,60,331)	1,27,78,582	8298565.47
TDS recoverable		22,98,865	25,17,224	1339579.00
		1,07,60,33,432	1,10,92,66,323	1030458107.69
TOTAL		3307414032.16	3235895120.52	3158562507.95
Significant Accounting Policies and Notes to Accounts	14			

The schedules referred to above and notes thereon form an integral part of the Balance Sheet.
As per our Report of even date

For CA SUNIL GUPTA
Chartered Accountants

YMCA UNIVERSITY OF SCIENCE & TECHNOLOGY

CA SUNIL GUPTA
Membership No. 539780

(Signature)
Chief Accounts Officer
C. Bose University of Science
& Technology YMCA Faridabad

Controller of Finance

(Signature)
Registrar
J.C. Bose University of Science
& Technology YMCA Faridabad



(Signature)
24/3/18

Registrar
J.C. Bose University of Science
& Technology YMCA Faridabad

YMCA UNIVERSITY OF SCIENCE & TECHNOLOGY
INCOME & EXPENDITURE ACCOUNT FOR THE YEAR ENDED 31ST MARCH, 2018

PARTICULARS	Sch	PREVIOUS YEAR	PREVIOUS YEAR	PREVIOUS YEAR
INCOME				
GRANTS IN AID RECD.FROM STATE GOVT.		23,00,00,000.00	11,00,00,000.00	10,56,00,000.00
TUITIONS FEES		-	7,73,11,031.00	6,95,95,160.00
SALE OF FORMS & PROSPECTUS				
INCOME FROM INTEREST		-	18,11,334.00	74,86,571.01
MISC.RECEIPTS		8,29,67,530.00	36,93,555.00	23,69,375.00
TOTAL		31,29,67,530.00	19,28,15,920.00	18,50,51,106.01
EXPENDITURE	14			
ACADEMIC BRANCH		47,24,369.00	1,10,27,180.00	16,57,544.00
ACCOUNTS BRANCH		2,31,22,055.00	1,19,55,990.47	1,79,42,708.55
CHIEF HOSTEL WARDEN		9,92,143.00	14,83,609.00	7,84,152.00
COMPUTER SCIENCE & ENGG.DEPTT		2,26,26,637.00	2,21,83,863.00	2,49,76,979.00
CONTROLLER OF EXAM.OFFICE		40,01,784.00	7,81,286.00	17,42,273.00
ELECTRICAL ENGG.DEPTT.		1,63,33,762.00	1,59,41,037.00	1,52,77,160.00
ELECTRONICS ENGG.DEPTT		2,41,89,158.00	1,67,75,009.00	1,41,61,595.00
ESTABLISHMEHT BRANCH		60,24,469.00	41,74,751.00	30,28,796.00
HUMANITIES & APPLIED SCIENCES		1,05,41,516.00	8,43,010.00	55,30,543.00
LIBRARY		65,38,749.00	74,33,572.00	44,02,813.00
MAINTENANCE SECTION		2,69,62,590.00	2,87,63,237.00	2,18,71,530.00
MECHANICAL ENGG.DEPTT		4,37,91,944.00	4,38,79,315.00	3,44,08,954.00
PURCHASE & STORE BRANCH		52,71,114.00	1,02,47,071.00	48,99,555.00
REGISTRAR OFFICE		33,06,753.00	30,93,701.20	15,87,442.00
DISPENSARY		1,37,773.00		
AFFILIATION BRANCH		9,70,076.00		
TRAINING & PLACEMENT OFFICE		16,24,269.00	16,80,213.00	8,23,555.00
UNIVERSITY HEALTH CENTRE		22,58,235.00	2,09,063.00	7,65,697.00
VICE CHANCELLOR'S OFFICE		35,27,465.00	29,19,991.00	18,02,758.00
ICC CELL		1,440.00		
IRR CELL		1,30,163.00		
WORKSHOP		2,90,03,743.00	2,70,86,426.00	2,54,18,157.00
		23,60,80,207.00	21,04,78,324.67	18,10,82,211.55
EXCESS OF EXPENDITURE OVER INCOME		7,68,87,323.00	(1,76,62,404.67)	39,68,894.46
TOTAL RS.		31,29,67,530.00	19,28,15,920.00	18,50,51,106.01


As per our Report of even date
 For CA SUNIL GUPTA
 Chartered Accountants
 Membership No. 539780


 CA SUNIL GUPTA M. No. 539780
 Chartered Accountant
 Membership No. 539780

Place : FARIDABAD
 Dated : 31/01/2018

YMCA UNIVERSITY OF SCIENCE & TECHNOLOGY


 Controller of Finance
 J.C. Bose University of Science
 & Technology YMCA Faridabad


 Chief Accounts Officer
 J.C. Bose University of Science
 & Technology YMCA Faridabad


 Registrar
 J.C. Bose University of Science
 & Technology YMCA Faridabad

YMCA UNIVERSITY OF SCIENCE & TECHNOLOGY
Schedule forming part of Balance Sheet

PARTICULARS	As at	As at
	31.03.2018	31.03.2017
	Rupees	Rupees
SCHEDULE - 1		
Excess of Income over Expenditure		
OPENING BALANCE	69,90,996.72	2,46,53,401.39
Balance	69,90,996.72	2,46,53,401.39
Add: excess of income overexpenditure	7,68,87,323.00	(1,76,62,404.67)
	8,38,78,319.72	69,90,996.72
SCHEDULE-2		
PENSION A/C		
BALANACE BF	(21,18,920.00)	(21,34,890.00)
GRANT IN AID RECEIVED FROM STATE GOVT		1,10,31,033.00
LESS:PENSION PAID		1,10,15,063.00
	(21,18,920.00)	(21,18,920.00)
SCHEDULE-3		
GRATUITY A/C		
BALANACE BF		
GRANT IN AID RECEIVED FROM STATE GOVT	1,44,50,466.00	1,44,50,466.00
	1,44,50,466.00	1,44,50,466.00
LESS:GRATUITY PAID	1,78,76,165.00	1,52,43,001.00
	(34,25,699.00)	(7,92,535.00)
SCHEDULE-4		
CORPUS ENDOWMENT FUND		
CAPITAL FUND	18,09,30,397.64	18,09,30,397.64
INTEREST FUND	14,58,50,193.28	14,58,50,547.00
	32,67,80,590.92	32,67,80,944.64
TRANSFER TO STAFF DEVELOPMENT FUND	1,80,93,040.00	1,80,93,040.00
LOAN TO STAFF DEV.FUND	10,000.00	10,000.00
	30,86,77,550.92	30,86,77,904.64
SCHEDULE - 5		
DEP/EQUIPMENT REPLACEMENT FUND		
CAPITAL FUND	2,30,96,240.00	2,30,96,240.00
INTEREST FUND	1,22,04,818.00	1,28,70,596.00
	3,53,01,058.00	3,59,66,836.00
SCHEDULE-6		
EQUIPMENT & FACILITY MAINTENANCE FUND		
CAPITAL FUND	57,73,560.00	57,73,560.00
INTEREST FUND	41,28,177.00	41,50,209.00
LESS:B.C	102.10	102.10
	99,01,634.90	99,23,666.90
SCHEDULE-7		
STAFF DEVELOPMENT FUND		
CAPITAL FUND	1,80,93,040.00	1,80,93,040.00
INTEREST FUND	1,28,00,397.12	1,19,57,082.12
LOAN FROM GEN A/C88	1,30,767.00	1,30,767.00
LOAN FROM HARISH		
LOAN FROM SHRUTI SHARMA		35,000.00
TDS		
MISC.INCOME	1,55,733.00	1,55,733.00
LOAN FROM CORPUS FUND	10,000.00	10,000.00
LESS:	3,11,89,937.12	3,03,81,622.12
BANK CHARGES	1,137.42	1,137.42
REGISTRATION FEES PAID	37,93,578.00	32,87,555.00
REFRESHMENT CHARGES	3,09,514.00	3,09,514.00
HONORARIUM TO GUEST LECTURE	2,01,588.00	2,01,588.00
MISC.EXPENSES	1,75,471.00	1,75,471.00
TA TO STAFF	15,31,719.00	13,46,863.00
PROCESSING & OPERATIONAL EXP.	7,950.00	7,950.00
OPENING BALANCE	1,30,126.00	92,576.00
MAT LAB EXPNESES		37,550.00
TOTAL	2,50,38,852.70	2,49,21,417.70
P&L A/C	(4,83,64,009.84)	



SCHEDULE-8 PROVIDEND FUND	7,49,12,074.79	7,31,16,654.79
SCHEDULE-8 A		
GRANT (HSC FOR SCIENCE & TECHNOLOGY)	69,33,645.00	63,67,645.00
Less: Expenditure	78,33,819.00	33,59,605.00
	<u>(9,00,174.00)</u>	<u>29,98,040.00</u>
SCHEDULE-8 B		
TAME 2012 (MECHANICAL)	2,83,250.00	2,83,250.00
SEMINAR ON GRAPH THERY		
Less: Expenditure	2,28,588.00	2,28,588.00
LESS: EXPENDITURE ON GRAPH THERY	48,776.00	48,776.00
	<u>5,886.00</u>	<u>5,886.00</u>

PARTICULARS	As at 31.03.2018 Rupees	As at 31.03.2017 Rupees
SCHEDULE-9		
GRANTS & AIDS & FUNDS FOR CAPITAL EXPENDITURE FROM STATE GOVT.& OTHERS		
RECURRING GRANTS FOR CAPITAL ASSETS	(10,53,90,568.77)	5,51,664.30
STATE GOVT FOR CAPITAL EXPENDITURE		
INSTITUTION BUILDING		
STUDENTS AMENTIES		
STAFF QUARTERS		
INDIGENOUS EQUIPMENTS		
OVERHEAD EXPENDITURE DEBITED TO BUILDING (NR)		
BOOK BANK		
	-	-
COMPUTER ENGG.BLOCK	37,97,000.00	37,97,000.00
OTHER WORKSHOP DEVELOPMENT	3,10,000.00	3,10,000.00
BROCHING MACHINE	80,000.00	80,000.00
MODERNISATION OF WORKSHOP	2,05,80,000.00	2,05,80,000.00
AID FROM STUDENTS FOR BOOK BANK	13,500.00	13,500.00
AID FROM STUDENTS FOR LIBRARY BOOKS	30,500.00	30,500.00
CM DISCRETIONARY FUNDS INSTITUTE DEV.	5,00,000.00	5,00,000.00
AID FROM STUDENTS FOR TUBEWELL	19,200.00	19,200.00
AID FOR BOOKS FOR SC/ST STUDENTS	5,44,500.00	5,44,500.00
GIRLS HOSTEL	1,22,00,000.00	1,22,00,000.00
GRANTS FOR COMP CAD/COMP.LAB	40,47,782.00	40,47,782.00
LAND FROM HARYANA GOVT.	1,93,60,000.00	1,93,60,000.00
GRANT FROM UGC XII PLAN SCHEME	4,90,00,000.00	4,90,00,000.00
GRANT IN AID FOR COMMUNITY	65,68,000.00	65,68,000.00
	<u>2,03,36,90,482.00</u>	<u>2,03,36,90,482.00</u>
AID FROM GERMANY		
AID FROM WEST GERMANY	6,24,480.56	6,24,480.56
AID FOR EQUIPMENT IN KIND	34,86,960.24	34,86,960.24
MINI BUS	8,000.00	8,000.00
CUSHION EQUIPMENT	60,878.31	60,878.31
SALE OF HOUSE HOLD EFFECTS OF GERMAN	39,474.61	39,474.61
	<u>42,19,793.72</u>	<u>42,19,793.72</u>
OTHER FUNDS		
INTEREST FUND	2,63,128.92	2,63,128.92
INTEREST FUND OUT OF FDR PLAN		
GIRL HOSTEL	2,24,20,379.43	
HOSTEL FUND (OUT OF FEES & RENT)	30,34,385.78	30,34,385.78
HOSTEL FAN FUND	1,10,590.88	1,10,590.88
OUTSIDE JOB FUND	84,420.07	84,420.07
ENDOWMENT FUND	16,582.13	16,582.13
STIPEND FUND FOR COMPUTER EQUIPMENT	6,00,000.00	6,00,000.00
PRIZES FUND	29,061.40	29,061.40
LIBRARY FUND	53,350.00	53,350.00
INTEREST FUND OUT OF STUDENTS SECURITY	66,69,766.50	66,69,766.00
TDS REFUND RECEIVED	3,43,769.00	3,42,568.00
INTEREST FUND FROM UGC GRANT	2,30,331.00	14,29,847.00
	<u>3,38,55,764.91</u>	<u>1,26,33,699.98</u>



ADVANCE TECH COURSES

INTEREST FUND	2,70,633.20	2,70,633.20
GRANT IN AID (NON RECURRING)	12,00,000.00	12,00,000.00
EXCESS OF EXPENDITURE OVER INCOME	(17,943.15)	(17,943.15)
	<u>14,52,690.05</u>	<u>14,52,690.05</u>

DIRECT CENTRAL ASSISTANCE-I (3 LACS)**DIRECT CENTRAL ASSISTANCE-II (7.50 LACS)**

GRANTS IN AID (NON RECURRING)	7,50,000.00	7,50,000.00
INTEREST FUND	55,368.00	55,368.00
LESS:	<u>8,05,368.00</u>	<u>8,05,368.00</u>
TRAINING MATERIAL	8,080.00	8,080.00
PRINTING AND STATIONERY	6,435.05	6,435.05
BANK CHARGES	179.85	179.85
	<u>7,90,673.10</u>	<u>7,90,673.10</u>

DIRECT CENTRAL ASSISTANCE-III

GRANTS IN AID FOR COMPUTER	3,00,000.00	3,00,000.00
INTEREST FUND	5,970.50	5,970.50
	<u>3,05,970.50</u>	<u>3,05,970.50</u>

DIRECT CENTRAL ASSISTANCE-IV

GRANTS IN AID FOR INDUSTRY INSTRUMENT	2,00,000.00	2,00,000.00
AID FROM STUDENT FOR AIR COOLER	5,004.80	5,004.80
INTEREST FUND	13,038.25	13,038.25
EXCESS OF INCOME OVER EXPENDITURE	4,501.60	4,501.60
	<u>2,22,544.65</u>	<u>2,22,544.65</u>

DIRECT CENTRAL ASSISTANCE-V (7 LACS)/IQAC

MODERNISATION AND REMOVAL OF OBSOCLENCE	4,50,070.00	4,50,070.00
INCOME FROM INTEREST	(20,252.00)	16,594.00
	<u>4,29,818.00</u>	<u>4,66,664.00</u>

LESS:

PRINTING CHARGES	6,900.28	6,870.00
BANK CHARGES	8,985.00	44,753.04
SHORT & EXCESS COLLECTION	250.00	7,657.50
	<u>4,13,682.72</u>	<u>4,07,383.46</u>

CONTINUING EDUCATION PROGRAMME

GANTS IN AID (NON RECURRING)	3,50,000.00	3,50,000.00
INTEREST FUND	1,41,870.00	1,41,870.00
PROFIT & LOSS A/C	2,53,398.38	2,53,398.38
	<u>7,45,268.38</u>	<u>7,45,268.38</u>
LESS:EXCESS RETURNED TO AICTE,NEW DELHI	3,82,207.43	3,82,207.43
	<u>3,63,060.95</u>	<u>3,63,060.95</u>

DIRECT CENTRAL ASSISTANCE -VI

GRANTS IN AID (NON RECURRING)	12,00,000.00	12,00,000.00
INTEREST FUND	1,34,315.50	1,34,315.50
	<u>13,34,315.50</u>	<u>13,34,315.50</u>

LESS:

ADVERTISEMENT A/C	21,920.00	21,920.00
PRINTING & STATIONERY	382.95	382.95
TRAINING MATERIAL	6,240.00	6,240.00
BANK CHARGES	10.00	10.00
	<u>13,05,762.55</u>	<u>13,05,762.55</u>



**DIRECT CENTRAL ASSISTANCE -VII
GRANTS IN AID (NON RECURRING)
INTEREST FUND
MISC.RECEIPTS (UNCLAIMED EMD)**

10,00,000.00	10,00,000.00
85,628.00	85,628.00
6,600.00	6,600.00
10,92,228.00	10,92,228.00

LESS:

ADVERTISMENT EXP	39,726.00	39,726.00
PRINTING AND STATIONERY	658.95	658.95
BANK CHARGES	305.88	305.88
	10,51,637.17	10,51,637.17

ENT ,MANG.DEVELOPMENT PROGRAMME

GRANT IN AID (NON RECURRING)	6,00,000.00	6,00,000.00
INTEREST FUND	92,676.00	92,676.00
SURPLUS	2,38,864.65	2,38,864.65
	9,31,540.65	9,31,540.65

LESS:

AICTE NEW DLEHI (GRANT RETURNED)	2,40,042.25	2,40,042.25
ADVERTISEMENT FOR EQUIPMENT	13,397.00	13,397.00
	6,78,101.40	6,78,101.40

NSS

Cont.for HIV / AIDS Camp	50,000.00	50,000.00
Cont from Red Cross	6,340.00	6,340.00
NSS grant for regular activities	4,02,000.00	4,02,000.00
Student contribution for NSS	27,824.00	27,824.00
Interest fund	1,27,861.00	1,27,861.00
Vasudev Malhotra	800.00	800.00
	6,14,825.00	6,14,825.00

LESS:

Entry fees in seminar	600.00	600.00
Health check up expenses	5,805.00	5,805.00
Independent day celebration	13,205.00	13,205.00
Entertainment expenses	38,956.50	38,956.50
Misc.Cotigencies	13,543.00	13,543.00
Pocket expenses	63,735.00	63,735.00
Refreshment on Blood Donation	16,833.00	16,833.00
Refreshment on World Aids Day	2,274.00	2,274.00
TA to staff	2,266.00	2,266.00
Camp expenses	38,137.00	38,137.00
Fees to MDU	16,551.00	16,551.00
Bank Charges	89.00	89.00
First aid home nursing	9,000.00	9,000.00
Audit fees	1,058.00	1,058.00
expenses on AIDS Awareness	12,290.00	12,290.00
Grant n Aid Returned back	3,46,956.50	3,46,956.50
Red Cross (A/c Mno. 17102	33,526.00	33,526.00
	-	-

MODROBS

Grant in aid for modernisation		6,00,000.00
Interest fund		38,849.00
	-	6,38,849.00
Less: Advertisement expenses		13,572.00
	-	6,25,277.00

MODROBS-H.L.SARKAR

Grant in air (HLS)	5,00,000.00	5,00,000.00
Interest fund	53,722.00	53,722.00
Loan from RGF	4,349.00	4,349.00
	5,58,071.00	5,58,071.00

LESS:

Honorarium to experts	400.00	400.00
Advertisement expenses	15,113.00	15,113.00
	6,42,558.00	6,42,558.00



INDL.INST.PARTNERSHIP PROGRAMGrant in aid for Industrial Institute
Interest fund

9,00,000.00	9,00,000.00
69,337.00	69,337.00
9,69,337.00	9,69,337.00

LESS:Honorium and TA to experts
Misc.Contingencies
TA to staff
Internet connection expenses
Entertainment charges
Bank charges

9,280.00	9,280.00
14,783.00	14,783.00
5,700.00	5,700.00
10,255.00	10,255.00
1,297.00	1,297.00
153.00	153.00
9,27,869.00	9,27,869.00

T A P T A C-(PROF.S N .ALI)Grant in aid for Computer application
Interest fund

9,00,000.00	9,00,000.00
83,466.00	83,466.00
555.00	555.00
9,84,021.00	9,84,021.00

LESS:Honorium to experts
Misc.Contingencies
Printing & Stationery
TA to staff
Entertainment charges
Bank charges

400.00	400.00
34,306.00	34,306.00
211.00	211.00
701.00	701.00
304.00	304.00
475.00	475.00
9,47,624.00	9,47,624.00

T A P T E C-(DR.S.S.TYAGI)

Grant in aid for TAPTEC

Interest Fund
Loan RGF
Misc.Income

5,25,000.00	5,25,000.00
40,959.30	40,959.30
6,770.00	6,770.00
182.00	182.00
5,72,911.30	5,72,911.30

LESS:Honorium/TA
Bank charges

2,816.00	2,816.00
105.30	105.30
5,69,990.00	5,69,990.00

MODROB - G R NAGPAL

Grant in aid for MODROBS

Interest Fund

8,00,000.00	8,00,000.00
28,939.00	28,939.00
8,28,939.00	8,28,939.00

Less: Honorium/TA

Less: Short & excess

888.00	888.00
9.00	9.00
8,28,042.00	8,28,042.00

MODROBS DR.ASHOK KUMAR ARORA

Grant in aid for MODROBS

Interest Fund

Loan from RGF

3,00,000.00
11,990.00
15,000.00
3,26,990.00



SAF ACCOUNT		
STUDENTS FUND		
Interest Fund	58,49,047.85	58,49,047.85
GRANT IN AID	83,13,466.00	2,47,89,138.08
	1,00,000.00	
Less:	1,42,62,513.85	3,06,38,186.93
OTHER		
LONS	25,40,565.00	50,59,050.80
Honorarium to research staff		2,51,45,838.24
MISC		
TELEPHONE SECURITY		63,459.54
Printing & stationery	3,500.00	
Quality Improvement programme		
Registration fees		
TA to staff		
	1,17,18,448.85	3,69,837.35
MODROBS DR A K S. (6 .00 Lacs)		
Grant in aid (AICTE)		
Interest Fund		6,00,000.00
		19,684.00
Less:		
Excess of income over expenditure	-	6,19,684.00
		2,333.00
	-	6,17,351.00
MODROBS DR A K S. (10 .00 Lacs)		
Grant in aid		
Interest Fund	10,00,000.00	10,00,000.00
	19,698.10	38,932.00
Less:	10,19,698.10	10,38,932.00
Audit fees	2,704.00	2,704.00
Bank charges	1,676.10	1,676.10
	10,15,318.00	10,34,651.90
MODROBS DR SANJEEV KUMAR		
Grant in aid	18,35,000.00	18,35,000.00
Interest Fund	25,417.00	25,417.00
Less:	18,60,417.00	18,60,417.00
Bank charges		150.00
	18,60,417.00	18,60,267.00
YMCA (WORLD BANK PROJECT)		
Misc. Receipts	42,000.00	42,000.00
Excess of income over expenditure	8,72,01,902.00	8,72,01,902.00
Less:	8,72,43,902.00	8,72,43,902.00
Funds transfer to Grant account		9,983.00
	8,72,43,902.00	8,72,33,919.00
STIPEND FUND 1092 & 84		
Stipend Fund (Out of interest fund)	2,44,11,974.29	1,70,19,637.25
Donation for books		
DLF FOUNDATION	40,000.00	
Loan from General fund	2,87,500.00	2,87,500.00
Misc.Income	4,37,473.19	1,88,135.19
Less;	2,51,76,947.48	1,74,75,272.44
Scholarship from R.K. FUND		
Aid to Gen.a/c for computer		6,00,000.00
Merit scholarship	38,42,312.00	38,42,312.00
Newspaper	2,374.00	2,374.00
Printing & Stationery		10,260.00
University Medal (convocation)	1,53,000.00	1,53,000.00
Medals on convocation	4,59,000.00	4,59,000.00
Prize to 1 & 2 position		1,69,042.00
Bank Charges	2,415.50	3,954.50
	2,07,17,846.98	1,22,36,329.94
COMPUTER FUND		
Less: Installation & rent charges	13,79,100.00	13,79,100.00
	13,79,100.00	13,79,100.00



EXAMINATION FUND (CBS)	5,00,000.00	5,00,000.00
EXAMINATION FUND (CBS)	1,80,977.00	1,80,977.00
INTEREST FUND	(101.40)	(101.40)
	<u>6,80,875.60</u>	<u>6,80,875.60</u>

YMCA UNIVERSITY OF SCIENCE & TECHNOLOGY

INTEREST FUND	1,71,26,226.04	1,71,26,226.04
LOAN FROM YMCA A/C 88	5,20,00,000.00	
LOAN FROM YMCA A/C 88	(72,95,245.00)	(72,95,245.00)
YMCA M. TECH A/C 11162	(14,95,000.00)	(14,95,000.00)
YMCA SFS A/C	1,59,92,882.00	(9,890.00)
DR.R.K.FUND	12,34,660.00	10,33,900.00
EXAMINATION FEE FUND	1,69,67,036.00	1,39,46,394.00
HOSTL RENT FUND	(16,084.03)	36,27,222.00
H.S.A. CHARGES FUND	71,86,800.00	61,85,550.00
INTT.FUND OUT OF SEC. FROM STS	1,48,63,959.00	1,46,03,554.00
REGISTRATION FEE FUND	74,34,180.00	61,49,400.00
UNIVERSITY CONT.FEE FUND	57,05,735.00	48,02,735.00
UNIVERSITY DEVELOPMENT CHARGES FUND	1,72,83,618.00	1,44,15,618.00
UNIVERSITY FEE (HHF) FUND	3,56,440.00	2,88,580.00
	<u>14,71,45,207.01</u>	<u>7,33,79,044.04</u>

INTEREST FUND (PENSION A/C)

INTEREST FUND	8,46,510.00	6,64,251.00
INT. INCOME	23,625.00	
LOAN FROM YMCA SB A/C 88	(19,45,165.00)	(19,45,165.00)
HOUSE & FAN RENT	1,644.00	1,644.00
P&L	(21,18,920.00)	
LOAN FROM SFS	70,00,000.00	70,00,000.00
	<u>38,07,694.00</u>	<u>67,20,730.00</u>

GRANT IN AID PLAN

Interest Fund	44,12,55,538.00	43,75,00,000.00
	7,77,89,490.00	5,06,38,212.00
	<u>51,90,45,028.00</u>	<u>48,81,38,212.00</u>
Less:		
Pay & Allowance (PLAN)	6,72,46,099.00	4,52,92,741.00
CPF		990.00
	6,72,46,099.00	4,52,93,731.00
	<u>45,17,98,929.00</u>	<u>44,28,44,481.00</u>

YMCA UST (UGC Community College)

GRANT FOR COMMUNITY COLLEGE		40,22,127.00
FEE FROM STUDENTS		62,600.00
INTEREST FUND		1,07,953.96
	-	<u>41,92,680.96</u>
Less:		
ADMISSION/EXAMINATION ASSESMENT		85,818.00
HONORARIUM TO VISITING		
MISC/OFFICE EXP		17,56,670.00
SCHOLARSHIP		2,93,399.00
TRAVELLING /INDUSTRIAL VISIT		1,24,000.00
ADVERTISEMENT CHARGES		5,393.00
BANK CHARGE		68.59
MATERIAL & SUPPLY		
TRAINING MATERIAL/CONSUMABLE		
	-	<u>19,27,332.37</u>

DEVELOPMENT FUND

CAPITAL A/C	13,79,551.02
INT. FUND	46,299.00
	<u>14,25,850.02</u>
LESS:	
BANK CHARGES	530.00
OTHER	6,79,885.00
	6,80,415.00
TOTAL	<u>7,45,435.02</u>

RESOURCES GENERATION FUND

CAPITAL A/C	37,38,557.37
P&L	(3,150.10)
	<u>37,35,407.27</u>
LESS:	
OTHER	38,07,672.27
TOTAL	<u>(72,265.00)</u>

Grand Total 2,70,48,16,485.41 2,69,17,24,533.03



SCHEDULE - 10

SECURED LOANS

INTT.ON HOSTEL LOAN	12,64,000.00	12,64,000.00
LESS:PAYMENT OF INTEREST ON HOSTEL LOAN	12,64,000.00	12,64,000.00
	-	-



SCHEDULE - 11
CURRENT LIABILITIES AND PROVISIONS

Current Liabilities		
INCOME TAX SALARY	32,86,752.00	10,89,762.00
UGC COLLEGE COMMUNITY	34,120.00	
IGST	10,730.00	
CGST	7,50,044.00	
SGST	8,03,883.50	
CONSULTENCY FEE	3,15,824.00	
MANISHA GOEL	5,080.00	
INSURANCE CHARGES	(16,425.00)	(16,425.00)
PENSION PAYABLE	(31,500.00)	
RED CROSS CHARGES	3,030.00	3,030.00
STAFF DEV.FUND PAYABLE	22,72,932.72	22,72,984.24
CONVOCATION CHARGES	2,11,000.00	3,16,723.00
LOANS AND ADVANCES		74,619.00
DSS INDIA LTD SECURITY A/C	10,000.00	
HOSTEL FUND LIABILITIES	84,823.00	
EARNEST MONEY DEPOSIT(16-17)	22,67,797.00	29,31,950.00
CPF A/C	7,28,023.00	
EARNEST MONEY DEPOSIT(17-18)	1,78,90,006.00	
EARNEST MONEY DEPOSIT(15-16)	5,45,839.00	
E. GOVERNS	39,961.00	39,961.00
MAGZINE CHARGES	39,082.00	37,922.00
EXAMINATION FEE	1,71,10,344.00	1,45,43,384.00
OLET EXAM (2016)	20,000.00	
GIRLS HOSTEL SECURITY CHARGES	26,39,217.00	26,39,217.00
G.P.F AND G.I.S	33,293.00	20,178.00
HOSTEL RENT	(28,947.00)	(28,947.00)
INTT ON P.F LATE DEPOSIT	1,448.00	1,448.00
KAUSHAL DIESAL	9,870.00	
JINDAL MECTEC	12,59,720.00	
MRS ELSAMMA JACOB SECURITY A/C	2,000.00	2,000.00
OLD BOYS ASSOCIATION	14,05,240.00	14,76,740.00
ONE INDIAN CLEAN INDIA	1,01,374.00	50,119.00
ONE INDIA SKILL INDIA	1,01,374.00	50,119.00
AFFILIATION LIABILITIES	2,01,96,648.00	
OPENING OF BANK ACCOUNT	59,000.00	59,000.00
RADHA KRISHNAN FUND	4,43,706.00	4,43,706.00
SUNDRY CREDIORS	6,44,422.00	
REGISTRATION FEE PH.D	70,000.00	70,000.00
S.A.F. A/C	(7,59,369.00)	(7,59,369.00)
SALARY PAYABLE	1,09,97,049.00	1,01,36,335.00
SECURITY FROM ANATA ASSOCIATE	25,000.00	25,000.00
SALE OF HSCS INFOR BROUCHER	62,556.00	62,556.00
SEC FROM ALAKNANDA ADVERTISING	10,000.00	10,000.00
SEC FROM K.R ADVERTISING	10,000.00	10,000.00
SEC. FROM NARWAL	1,00,000.00	
SHREE BALAJI ENTERPRISES SEC	43,978.00	
SEC. FROM MARCOPOLO	10,000.00	
SEC. FOM M.S.VIGILANT		10,000.00
SEC. FROM NIRMAN ADVERTISING	10,000.00	10,000.00
SEC. FROM STS. FOR HOSTEL & INST	14,99,132.00	25,26,719.00
SEC. FROM VENTURES ADVERTISING	10,000.00	1,00,100.00
SEC FROM AB SERVICE	10,000.00	
SEC FROM VASHIST MANPOWER	1,00,000.00	
SECURITY FROM ALERT INDUSTRIAL SECURITY	50,000.00	50,000.00
SECURITY FROM ALMIL LTD	1,000.00	1,000.00
SECURITY FROM BALAJI SERVICES	20,000.00	8,10,000.00
SECURITY FROM BA'S CATERERS	5,000.00	5,000.00
SECURITY FROM OSKAR SECURITY & FIRE SERVICE		1,00,000.00
SECURITY FROM SN ENTERPRISE		20,000.00
SECURITY FROM SHARDA SERVICES	10,000.00	10,000.00
SECURITY FROM SHIVAJI JOON	20,000.00	20,000.00
SECURITY FROM STS. LIQUIDABLE	45,200.00	45,200.00
SECURITY FROM UMESH PARSHAD CHAUDHRY	10,000.00	1,00,000.00
STAFF DEV FUND	11,000.00	
SHIVA CONSTRUCTION CO. (SEC)	22,000.00	2,000.00
SR MOURYA EMD	3,500.00	3,500.00
STAFF SECURITY		1,000.00
STORAGE CHARGES	38,902.70	38,902.70
SWF A/C		20,000.00
TDS (CONT)	3,630.00	3,640.00
CONVOCATION CHARGES	22,440.00	
UNIVERSITY CONTINUINUS FEE	(11,44,310.00)	1,63,995.00
UNIVERSITY DEVE . FEE	2,34,800.00	10,000.00
UNIVERSITY FEE		2,34,800.00
UNIVERSITY REGISTRATION FEE	32,09,640.00	21,11,640.00
VK SYSTEM EMD	53,405.00	53,405.00
PROVISION FOR TUTION FEES		
HSCS ON LINE TEST	15,697.00	15,697.00
PROCESSING CHARGES	3,300.00	3,300.00



SECURITY FROM NARIENDER SHARMA	(5,469.00)	10,87,500.00
SECURITY FROM RB ENTERPRISES	(2,69,556.00)	(2,69,556.00)
SERVICE TAX & LABOUR CHARGES	6,46,244.00	75,762.00
WIFI GRANT	8,10,000.00	
SECURITY FROM STUDENT	(18,450.00)	(7,000.00)
SECURITY FROM STUDENT	4,161.00	
SECURITY FROM DEEP CONSTRUCTION		10,000.00



YMCA UNIVERSITY OF SCIENCE & TECHNOLOGY

E- GOVERNA CHARGES	23,10,460.00	23,47,960.00
ELECTRICITY CHARGES PAYABLE	72,53,200.00	63,06,000.00
COUNSELLING CHARGES	1,55,350.00	1,55,350.00
J&K SCHOLARSHIP	(2,41,820.00)	
MAGZINE CHARGES	1,42,668.00	1,32,268.00
HSCS COUNCILING CHARGES	2,41,485.00	2,41,485.00
IDENTITY CARD CHARGES	2,86,845.00	1,49,725.00
INSURANCE CHARGES	55,540.00	28,990.00
MISC RECEIPT	37,31,695.54	27,28,383.00
RED CROSS CHARGES	(3,33,795.00)	3,10,680.00
PRERNA KUMAR ECE 314 2K11	500.00	500.00
THESIS FEE	10,67,000.00	8,67,500.00
WATER CHARGES	4,39,249.00	3,74,694.00
KAVITA RANI MSCM 952 2K10	4,41,598.00	1,36,738.00
S.A.F. A/C		25,26,264.80
SECURITY FROM STUDENTS	2,00,27,574.10	1,92,07,353.00
TUTION FEE & DEVE. FEE	(78,08,534.00)	42,06,042.00
AC 1092	15,000.00	15,000.00
SALE OF APPLICATION FORM M. TECH , MSC PHD	10,44,050.00	10,44,050.00
UNIVERSITY FEE (HHF)		1,42,974.00
AICTE	3,36,000.00	3,36,000.00
VINEETA YADAV	100.00	100.00
Gaurkia Gupta-R 9738	7,418.00	7,418.00
PROSPPECTUS CHARGES	2,29,425.00	2,29,425.00
RE ADMISSION FEES	55,000.00	55,000.00
LOVEKESH M2289	2,125.00	2,125.00
VISHWA PRAKASH MISSION	1,42,175.00	
	11,88,50,480.56	8,44,80,639.74

PARTICULARS	As at	As at
	31.03.2018	31.03.2017
SCHEDULE - 13		
CURRENT ASSETS		
Cash and Bank Balances		
CASH IN HAND	1,050.86	9,958.00
Balances with scheduled banks		
IOB S/B A/C NO.85 CPF	16,20,551.79	26,80,626.79
IOB S/B A/C 30787	10,68,076.14	
IOB S/B A/C 30786	(3,650.66)	
IOB S/B A/C NO.84 STIPEND A/C NO.84	1,07,78,018.44	30,75,044.48
IOB S/B A/C NO.1092 STIPEND A/C NO.1092		2,57,279.96
IOB S/B A/C NO.11471 MODROM DR.A.K.SHARMA		19,233.90
IOB S/B A/C NO.15697-STAFF DEVELOPMENT	36,60,223.70	35,08,647.00
IOB S/B A/C NO.16119-PENSION A/C	37,76,194.00	36,01,810.00
IOB S/B A/C NO.17558 UGC	(34,59,576.89)	1,48,89,256.00
IOB S/B A/C NO. 9351	33,388.30	
IOB SB A/C 15673 FBD-CBS	6,80,875.60	6,80,875.60
IOB S/B A/C NO 16122.FBD FEE		2,29,52,244.04
IOB S/B A/C NO. 17986 UGC COMMUNITY COLLEGE	8,46,982.61	19,34,137.37
IOB S/B A/C NO.15126		28,19,541.24
IOB S/B A/C NO.15125		6,65,778.00
IOB S/B A/C NO.15127	0.90	20,831.90
IOB S/B A/C NO.13065		7,740.73
IOB S/B A/C NO 9948 SECURITY	11,35,891.00	(2,17,066.28)
IOB S/B A/C NO 88/FBD GENERAL	3,99,98,621.52	3,28,19,989.48
IOB SB A/C 17955	13,754.00	13,754.00
IOB SB A/C 29639	1,50,33,762.00	(14,22,342.60)
SB A/C	(7,69,458.62)	
HDFC A/C 31192	19,35,480.69	
S.B.I.SB A/C 35030 NIT FBD	1,60,207.55	3,77,799.05
I.O.B SB A/C 7131 FBD	11,096.33	11,096.33
I.B.O SB A/C 29765	4,13,932.72	4,07,384.46
BANK A/C	7,23,283.38	
LIQUI DEPOSIT A/C	7,32,40,303.00	1,26,54,303.00
	15,08,97,960.50	10,17,57,964.45



Cash and Bank Balances	15,08,99,011.36	10,17,67,922.45
CPF	8,60,64,009.00	8,16,83,475.00
BOOKS AND L		
STIPEND A/C NO.84	46,88,586.00	46,88,584.00
STIPEND A/C NO.1092	32,11,077.00	32,11,077.00
FDR STAFF DEVELOPMENT FUND	2,02,72,244.00	2,02,72,244.00
FDR (SAF A/C)	2,01,78,409.00	
FDR CORPOS FUND	30,94,68,903.00	30,66,79,310.00
FDR DEP/EQUIP REPLACE FUND	3,52,88,867.00	3,52,88,867.00
FDR EQUIP & FACILITY MAINT.	99,02,835.00	99,02,835.00
FDR	36,500.00	36,500.00
FDR (OUT OF CONTRACTOR SECURITY)	600.00	600.00
FDR (OUT OF PRIZES OF BOOKS)	78,748.00	78,748.00
FDR (OUT OF STAFF SECURITY)	1,000.00	1,000.00
FDR (OUT OF STS SECURITY)	1,07,42,329.00	1,07,42,329.00
FDR (OUT OF STUDENT SECURITY)	4,92,03,822.00	4,91,43,417.00
FDR (OUT OF EXAMINATION FEES)	1,33,80,968.00	1,33,80,968.00
FDR (OUT OF HOSTEL RENT & HSA)	80,71,451.00	80,71,451.00
FDR (OUT OF REGISTRATION FUND)	26,90,486.00	26,90,486.00
FDR (OUT OF UNIVESITY CONTINUATION FEE FUND)	1,23,83,340.00	48,83,340.00
FDR (OUT OF UNIVESITY DEV.FUND)	1,36,33,892.00	1,36,33,892.00
FDR (OUT OF PLAN GRANT)	39,18,60,471.00	44,46,92,748.00
INTT ACCURED ON FDR	(52,58,794.00)	(49,87,827.00)
PROVISION FOR TUTION FEES	16,82,632	
INTT ACCURED ON FDR	(1,34,16,488.00)	(1,18,91,449.00)
Fixed Deposits	97,41,95,887.00	99,22,02,595.00
Loans and Advances		
(ADVANCES RECOVERABLE IN CASH OR IN KIND)	(3,66,79,690.00)	(23,71,240.00)
MODROB DR A.K.SHARMA		3,807.00
SANJEEV GOYAL		4,868.00
YMCA STAFF DEVELOPMENT FUND RECEIVABLE (SDF)	22,73,036.00	22,73,036.00
YMCA STAFF DEV.FUND-LOANS & ADVANCES		15,731.00
ANJU GUPTA	95.00	
ANNUAL MAINTENANCE CONTRACT	17,972.00	
ASHISH MEDICARE	27,365.00	
SANJEEV GOEL AP	47,552.00	
INFORMATIC PUBLISHING	1,08,775.00	
BHARAT POWER SOL.	55,000.00	
QUARBAZ MAEKETING	9,40,413.00	
ERNET INDIA	3,435.00	
GLOBAL INF. SYSTEM	3,87,257.00	
BM HERO	16,500.00	
EPC CONTRACT	11,534.00	
CARRIER AIRCON LTD	1,640.00	1,640.00
IQAC - LOANS & ADVANCES	29,90,000.00	30,00,000.00
ADVANCE TO PARTIES	1,91,82,987.00	
ADVANCES TO EMPLOYEES	15,07,018.00	12,26,495.00
INVESTMENT	(3,13,566.96)	
SECURITY WITH H .S.E.B.	2,97,874.00	1,62,345.00
INVESTMENT	4,214.89	
MARRIAGE LOANS		7,02,170.00
Loans and Advances	(4,22,39,742.03)	77,59,730.00
(as per list)		
	(5,13,60,331.10)	1,27,78,582.00
TDS recoverable	22,98,864.64	25,17,223.64




YMCA UNIVERSITY OF SCIENCE & TECHNOLOGY
SCHEDULE-12 FIXED ASSETS AS ON 31.03.2018

Particulars	Gross Block		Depreciation till 31.03.2017	Depreciation for the year	Total Depreciation till 31.03.2017	Net Block as at 31.03.2017	Net Block as at 31.03.2018
	As at 01.04.2017	Addition					
LAND, Mathura Road, Faridabad	1936000000.00	-	-	-	-	1,93,60,00,000.00	1,93,60,00,000.00
Building	2,29,99,453.88	-	-	-	-	2,29,99,453.88	2,29,99,453.88
Equipment	13,07,49,433.42	10,47,51,803	-	-	-	23,55,01,236.25	23,55,01,236.25
Furniture and Fixtures	28,57,444.69	-	-	-	-	28,57,444.69	28,57,444.69
Computers and Softwares	2,98,13,921.05	-	-	-	-	2,98,13,921.05	2,98,13,921.05
Library Books	42,08,544.39	-	-	-	-	42,08,544.39	42,08,544.39
Motor Bus	-	-	-	-	-	-	-
TOTAL	2,12,66,28,797.43	10,47,51,802.83	-	-	-	2,23,13,80,600.26	2,23,13,80,600.26

Note Land has been incorporated in the books at circle rates. As the same has been given free of cost, the amount has been credited to State Govt. **9,94,31,854**


J.C. Bose University of Science & Technology YMCA Faridabad
 Chief Executive Officer 15/3


J.C. Bose University of Science & Technology YMCA Faridabad
 Controller of Finance


Registrar Bose University of Science & Technology YMCA



SCHEDULE-14

PARTICULARS	As at	As at	As at
	31.03.2018	31.03.2017	31.03.2016
	Rupees	Rupees	Rupees
ACADEMIC BRANCH			
ADVERTISMENT CHARGES	153,242	134,885.00	181,883.00
ANNUAL SUBSCRIPTION CHARGES	46,500	86,500.00	49,000.00
EXAMINATION EXPENSES	71,740	2,214,423.00	51,281.00
MISC.CONTINGENCIES	97,314	95,050.00	62,922.00
PAY & ALLOWANCS EXGRATIA	1,455,817		
PAY & ALLOWANCS	2,715,296	7,455,385.00	1,224,230.00
PRINTING & STATIONERY		83,626.00	58,050.00
SCHOLARSHIP/STIPENDS		926,174.00	28,050.00
M&E	180,960		
ENTERTAINMENT EXPENSES		4,917.00	1,092.00
TELEPHONE EXPENSE	3,500		
REFRESHMENT CHARGES		26,220.00	1,036.00
	4,724,369	11,027,180.00	1,657,544.00
ACCOUNTS BRANCH			
STATUTORY AUDIT FEES		37,381.00	128,382.00
GREEN AUDIT	6584		
AUDIT FEES LOCAL AUDIT	522,745	2,688,265.00	2,133,954.00
BANK CHARGES	4,265	3,756.47	4,306.55
PD PENSION	39,463		
ENTERTAINMENT CHARGES		2,382.00	730.00
MISC EXP DEAN FET	2,239		
ENTERTAINMENT CHARGES COF			557.00
C.F.F CONTRIBUTION	10,107,432	2,411,555.00	6,506,619.00
DEAN MERIT SCHOOLARSHIP			
LEAVE ENCASHMENT	2,675,147	2,373,715.00	2,359,614.00
LEAVE SALARY	304,499	199,309.00	95,505.00
SAF A/C			
LTC	3,760,685	1,792,180.00	1,308,548.00
M&S ACCOUNTS	11,825		35,000.00
M & E GUEST HOUSE	329,671	67,831.00	45,700.00
AMC2017 &NHTSEE			
PROFESSIONAL CHARGES(CA)	62,476		
MEDICAL REIMBURSEMENT	572,751	839,538.00	1,081,060.00
MISC.EXPENSES ACCOUNT	39,867	60,173.00	84,674.00
PAY & ALLOWNACE -OUTSOJRCED		180,000.00	2,289,555.00
PAY & ALLOWANCS	4,543,462	1,116,791.00	1,345,801.00
PRINTING & STATIONERY	29,343	15,970.00	7,646.00
AMC (SOFTWARE CHARGES)		35,597.00	30,000.00
TELEPHONE EXPENSE		1,955.00	365,532.00
TRAVELLING EXPENSES	109,801	129,612.00	119,525.00
	23,122,055.00	11,955,990.47	17,942,708.55
CHIEF HOSTEL WARDEN			
PAY & ALLOWANCES	907,773	1,142,230.00	709,302.00
HOSTEL EXP			
PRINTING & STATIONERY		337,640.00	5,100.00
M&E CHIEF HOSTAL WARDEN			45,700.00
MISC.CONTINGENCIES	84,370	3,739.00	24,050.00
	992,143.00	1,483,609.00	784,152.00
COMPUTER SCIENCE & ENGG.DEPTT			
LEASE LINE EXPENSES	414,704	2,167,211.00	503,501.00
ENTERTAINMENT CHARGES		1,435.00	282.00
RESEARCH & DEVELOPMENT	204,229		
PRINTING & STATIONARY	7,543		
M & E COMPUTER	920,329	180,983.00	6,025,656.00
MISC EXPENSES	136,434	137,379.00	86,081.00
M & S COMPUTER SCIENCE & ENGG.	403,754	205,876.00	708,712.00
PAY & ALLOWANCE	20,539,644	19,064,223.00	17,652,747.00
TELEPHONE EXPENSE		426,756.00	
	22,626,637.00	22,183,863.00	24,976,979.00
CONTROLLER OF EXAM.OFFICE			
ADVERTISEMENT CHARGES	81,763		
MISC.EXPENSES	9,453	40,697.00	33,991.00
PAY & ALLOWANCE	3,285,886		1,189,705.00
PRINTING & STATIONERY	521,146	540,690.00	280,186.00
EDUCATION ALLOWANCES	2,250		
TELEPHONE EXPENSE			2,526.00
ENTERTAINMENT CHARGES	16,141	3,024.00	718.00
M&S	71,006		
M&E HAS	450		
M&E C.O.E.	13,687	196,875.00	235,147.00
	4,001,784.00	781,286.00	1,742,273.00



ELECTRICAL ENGG.DEPTT.

LEASE LINE ELECTRICAL DEPTT.	1,07,932	2,10,747.00	35,055.00
M & E ELECTRICAL	(7,86,773)	15,64,821.00	4,16,134.00
PRINTING & STATIONARY	10,000		
MISC.EXPENSES	79,741	58,043.00	49,378.00
M & S ELECTRICAL	31,995	37,457.00	4,925.00
PAY & ALLOWANCE	1,68,90,867	1,40,60,494.00	1,47,69,780.00
ENTERTAINMENT CHARGES		9,475.00	1,888.00
	1,63,33,762.00	1,59,41,037.00	1,52,77,160.00

ELECTRONICS ENGG.DEPTT

M&E ELECTRICAL	(3,62,916)	6,18,776.00	3,21,515.00
M&E HAS	39,048	7,72,083.00	75,573.00
M & S	62,58,041	1,99,533.00	45,893.00
PAY & ALLOWANCE	1,80,73,307	1,50,48,943.00	1,36,49,567.00
MISC.EXPENSES	1,81,678	1,32,877.00	68,849.00
ENTERTAINMENT		2,797.00	198.00
	2,41,89,158.00	1,67,75,009.00	1,41,61,595.00

ESTABLISHMENT BRANCH

ADVERTISEMENT CHARGES	2,30,049	2,36,227.00	31,322.00
BOARD AND SUB COMM. MEETING	2,47,428	5,74,138.00	1,12,630.00
LEGAL CHARGE ESTT. BRANCH	46,000	85,720.00	49,660.00
MICS CONTIGIES	41,760	41,457.00	61,400.00
MISC.EXP.	18,222	54,411.00	38,472.00
CONSULTANCY EXP	1,23,500		
CARRIER COUNSELLING EXP	5,000		
MISC EXP WELDING	15,772	4,639.00	15,850.00
PAY & ALLOWANCE	47,99,555	24,06,241.00	26,06,814.00
POSTAGE & TELEPHONE	32,972	1,02,282.00	56,727.00
PRA OPERATING CHARGES	30,927	39,417.00	38,610.00
PRINTING & STATIONARY	1,894	2,589.00	
TELEPHONE EXPENSES(PABX)	2,21,390		
M&E CHARGES			13,228.00
ENTERTAINMENT CHARGES		5,985.00	4,083.00
TA/DA HONORARIUM TO EXPERT	2,10,000	6,21,645.00	
	60,24,469.00	41,74,751.00	30,28,796.00

HUMANITIES & APPLIED SCIENCES

M&E		9,616.00	
MISC EXP FET	39,461	1,017.00	1,636.00
MISC		1,77,214.00	45,278.00
PAY & ALLOWNCES	1,02,12,298	6,50,353.00	51,72,291.00
STATE LEVEL CONF ON SYLLABI	2,89,757		3,08,363.00
PRINTING AND STATIONERY		4,810.00	2,975.00
	1,05,41,516.00	8,43,010.00	55,30,543.00



LIBRARY

LIBRARY BOOKS		55,39,518.00	25,10,917.00
LIBRARY EXPENSES	39,72,408		
MISC EXPENSE	1,13,931	44,483.00	39,485.00
PAY & ALLOWNCES	24,52,410	18,47,974.00	18,52,060.00
NEWSPAPER &MAGAZINE			
ENTERTAINMENT CHARGES		1,597.00	351.00
	65,38,749.00	74,33,572.00	44,02,813.00

MAINTENANCE SECTION

ELECT & WATER CHARGES	47,58,608	80,41,903.00	1,41,03,954.00
MAINT OF ESTATE	3,97,178	1,20,16,258.00	3,60,286.00
MAINT OF VEHICLE	8,83,809		
MISC EXPENSIS	56,475	83,498.00	18,068.00
PAY AND ALLOWANCES	70,34,990	31,28,795.00	28,16,997.00
PAY & ALLOWANCES (MAINT. STAFF OU	1,27,23,377	46,52,241.00	41,90,767.00
MAINT STAFF	54,598		
ADVERTISEMENT CHARGES	6,31,023	1,61,218.00	51,633.00
INSPECTIONOF HT INSTALL			396.00
GENERATOR EXP.	4,22,532	6,79,324.00	3,29,429.00
	2,69,62,590.00	2,87,63,237.00	2,18,71,530.00

MECHANICAL ENGG.DEPTT

LEASE LINE		4,34,837.00	
M & E	62,99,730	1,65,237.00	9,000.00
MISC EXP	1,31,646		
M & S	10,000	3,000.00	61,945.00
PAY & ALLOWANCES	3,73,48,613	4,32,76,241.00	3,43,35,389.00
TELEPHONE EXP.	1,955		2,620.00
	4,37,91,944.00	4,38,79,315.00	3,44,08,954.00

PURCHASE & STORE BRANCH

ADVERTISEMENT CHARGES		1,17,283.00	1,15,492.00
CONTINGIES P& STORE	6,584	6,828.00	35,918.00
CONTINGIES P& STORE		13,915.00	14,236.00
MAINT. OF VEHICLE			6,92,499.00
PAY & ALLOWANCES	38,14,275	23,78,027.00	26,32,911.00
MISC CONTINGENCIES	2,399		
M&S PURCHASE	5,76,467		
PRINTING STATIONERY	13,94,270	8,11,599.00	11,82,774.00
AMC PURCHASE		1,34,591.00	1,45,184.00
M&E	(5,22,881)	67,84,828.00	80,541.00
	52,71,114.00	1,02,47,071.00	48,99,555.00

REGISTRAR OFFICE

M&E REGISTRAT OFFICE	2,73,494	57,773.00	45,700.00
M&S	32,200		
PAY & ALLOWANCES	28,03,862		
REGISTRAR ACCOMENDATION	1,47,037		
Registration fees		23,46,009.20	7,55,485.00
TELEPHONE EXPENSES	22,142	27,973.00	5,621.00
MISC CONTINGENCIES	28,018	6,42,572.00	7,77,856.00
ENTERTAINMENT CHARGES		19,374.00	2,780.00
	33,06,753.00	30,93,701.20	15,87,442.00

TRAINING & PLACEMENT OFFICE

MISC.EXPENSES	81,881	7,56,004.00	87,585.00
NAAC EXP	4,687		
M&S	40,905		
TECH EQUIPMENT	12,102		
M&E	16,875	14,285.00	87,853.00
PAY & ALLOWANCES	14,39,383	8,95,388.00	6,34,257.00
TELEPHONE EXPENSES	28,436	14,536.00	13,860.00
	16,24,269.00	16,80,213.00	8,23,555.00

UNIVERSITY HEALTH CENTRE

MEDICINES		1,78,668.00	
MISC EXP	30,016		
PAY & ALLOWANCES	22,28,219	30,395.00	7,65,697.00



22,58,235.00

2,09,063.00

7,65,697.00



VICE CHANCELLOR'S OFFICE

MISC. CONTINGENCIES	60,178	77,820.00	16,701.00
M&E	338,856	185,625.00	8,350.00
M&S VC OFFICE	19,850		249,871.00
PAY & ALLOWANCES	3,072,099	2,579,292.00	1,484,515.00
TELEPHONE EXPENSES	35,762	61,830.00	22,932.00
PRINTING & STATIONRY	720		9,836.00
ENTERTAINMENT EXPENSES		15,424.00	10,553.00
	<u>3,527,465.00</u>	<u>2,919,991.00</u>	<u>1,802,758.00</u>

WORKSHOP

M & E	(20,881)	77,931.00	79,088.00
MISC CONTINGENCIES		217,693.00	
M & S	(5,738)	63,850.00	221,524.00
PAY & ALLOWANCES	28,956,669	26,689,166.00	25,116,130.00
MISC EXP	72,262		
MEMBERSHIP		5,040.00	1,145.00
other	1,431	32,746.00	270.00
	<u>29,003,743.00</u>	<u>27,085,426.00</u>	<u>25,418,157.00</u>

AFFILIATION BRANCH

M&E	719,427		
PAY & ALLOWANCES	186,497		
M&S	55,260		
MISC EXP	8892		
	<u>970,076.00</u>		

DISPENSARY

	<u>137773</u>
	<u>137,773.00</u>

ICC CELL

MISC EXP	1440		
	<u>1,440.00</u>		

IRR CELL

MISC EXP	130163		
	<u>130,163.00</u>		

