

J C BOSE UNIVERSITY OF SCIENCE & TECHNOLOGY

YMCA, FARIDABAD

HARYANA -121006

BALANCE SHEET

2021-22



Website : www.cagsn.com

GSN & CO.

Chartered Accountants

Phone: 9555911444, 9999660455, 8708255852

E-mail: casunilgarg@gmail.com, cagupta55@gmail.com

Auditor's Report

The Executive Council

J.C. BOSEUST YMCA Faridabad

We have audited the attached Balance sheet of J.C. BOSE UNIVERSITY OF SCIENCE & TECHNOLOGY, YMCA, FARIDABAD consolidated as at 31 March 2022, the profit and loss account annexed thereto. These statements are the responsibility of the university management. Our responsibility is to provide an opinion on these financial statements based on our audit.

- (1) We conducted our audit in accordance with auditing standards generally accepted in India. Those Standards require planning and performing the audit, to obtain reasonable assurance about whether the financial statements are free from material misstatements. An audit includes examining, on a test basis evidence supporting the amounts and disclosures in the financial statements. An audit also includes assessing the accounting principles used and significant estimates made by management, as well as evaluating the overall financial statement presentation. We believe that our audit provides a reasonable assurance to the basis for our opinion.
- (2) We report that
 - (a) We have obtained all the information and explanations, which to the best of our knowledge and belief were necessary for the purpose of our audit.
 - (b) In our opinion, proper books of account, as required by the law, have been kept by the university so far as appears from our examinations of those books.
 - (c) The Balance Sheet, the income and expenditure account dealt with by this report are in agreement with the books of accounts.
 - (d) In our opinion and to the best of our information and in accordance with the explanations given to us, the said accounts read together with the significant Accounting Policies and other notes thereon gives the information required by the Companies Act, 1956 accounting principles generally accepted in India subjected to
"The university has maintained records showing full particulars, including quantitative details and situation of fixed asset department wise /workshop wise/ lab. However, the same is not reconciled with financial records. Further depreciation is not being provided on fixed assets.



(3) In so far as it Relates to the Balance Sheet of the state of affairs of the University as at 31st MARCH 2022.

(4) In so far as it relates to the Income & Expenditure Account the Surplus/Deficit of the university for the year ended on that date.

FOR GSN & CO
CHARTERED ACCOUNTANTS
FRN: 030161N



CA SUNIL GUPTA
PARTNER

M. NO: 539780

Date: 02/12/2022

UDIN: 23539780B6WJVD8073

**J.C. BOSE UNIVERSITY OF SCIENCE & TECHNOLOGY, YMCA,
FARIDABAD**

Schedule-14

**ACCOUNTING POLICIES & NOTES ON ACCOUNTS FORMING PART OF THE BALANCE
SHEET AND PROFIT & LOSS ACCOUNT**

Accounting Policies

General

Accounting policies not specifically referred to otherwise are consequent and in consonance with generally accepted accounting principles.

(1) Revenue Recognition.

Expenses and Incomes considered payables and receivables respectively are accounted on an accrual basis except for fees, sale of scrap and FDR which are accounted on a cash basis.

Note: Income received from Fixed Deposit in IOB Bank is accounted on a cash basis, otherwise on an accrual basis (in HDFC and ICICI Bank).

Note: Fees from students are received through HDFC AND ICICI Bank only and recorded on a cash basis.

(2) Fixed Assets.

Fixed Assets are stated at their original cost.

(3) Depreciation on fixed assets.

Depreciation on fixed assets is not being provided.

(4) Retirement Benefit.

The liabilities towards retirement benefits are accounted for on a paid basis.

Notes on Accounts:

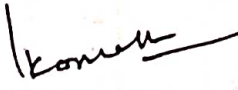
- (1) The land provided by the Haryana Govt free of cost has been incorporated at Rs 1,93,60,00,000/- at the prevailing circle rate.
- (2) The institute has been treating a large no of capital items purchased out of Grants received from the Haryana Govt. as revenue expenditure under the head "capital items purchased out of recurring grant"
- (3) Balances of sundry debtors, creditors, advances, and personnel accounts are subject to confirmations.
- (4) Previous year figures have been Re-grouped, Re-arranged wherever necessary.





(5) Balance Sheet has been prepared based on Trial Balance presented by the authority.

FOR J.C. BOSE UNIVERSITY OF SCIENCE & TECHNOLOGY
YMCA, FARIDABAD




Controller of Finance
J.C. Bose University of Science
& Technology, YMCA, Faridabad


Registrar
J.C. Bose University of Science
& Technology, YMCA, Faridabad


Senior Accounts Officer
J.C. Bose University of Science
& Technology, YMCA, Faridabad

Registrar

J.C. BOSE UNIVERSITY OF SCIENCE & TECHNOLOGY, YMCA, FARIDABAD
BALANCE SHEET AS AT 31ST MARCH, 2022

SOURCE OF FUNDS	SCH	AS AT 31.03.2022	AS AT 31.03.2021
Excess of Income over Expenditure (Grant A/C)	1	4,38,30,49,112.03	3,99,88,55,694.56
Excess of Expenditure over Income (Pension A/C)	2	-	-
Excess of Expenditure over Income (Gratuity A/C)	3	-	-
Corpus Endowment Fund	4	3,93,03,059.00	3,93,03,059.00
Depreciation Fund /Equipmnet Replacement Fund	5	-	-
Equipment/Facilitiy Maintenance	6	98,76,155.00	98,76,155.00
Staff Development Fund	7	81,59,211.20	87,68,794.20
Providend Fund	8	-	-
HSC FOR SCIENCE & TECHNOLOGY	8A	-	-
TAME 2012 (MECHANICAL)	8B	-	-
Grants in aid for Capital Exp. From State Govt. & Other P&L	9	49,82,85,235.03	34,16,08,562.61
Secure Loan	10	-	-
Unsecured Loan	11	32,45,183.00	3,49,40,747.00
Non Current Liabilities	12	8,25,18,308.79	8,03,87,617.79
Current Liabilities	13	65,66,09,611.35	49,65,79,936.93
Branch/Division	18	40,56,24,026.42	-
TOTAL		6,08,66,69,901.82	5,01,03,20,567.09
APPLICATION OF FUNDS			
<u>Fixed Assets</u>	14	4,06,68,16,804.43	3,78,98,09,700.43
<u>Current Assets</u>	15		
Cash and bank balances		28,22,37,232.49	8,14,57,263.60
Fixed Deposits		1,20,06,59,877.00	1,14,58,45,911.00
Loans & Advances		33,45,11,643.22	32,31,78,984.72
TDS recoverable		56,77,134.24	30,45,595.24
Sundry Debtors		32,565.00	(15,67,193.00)
Other Current Assets		183.00	183.00
<u>Investment</u>	16	-	(44,98,040.90)
Branch/Division	17	19,67,34,462.44	(32,69,51,837.00)
		2,01,98,53,097.39	1,22,05,10,866.66
TOTAL		6,08,66,69,901.82	5,01,03,20,567.09
Significant Accounting Policies and Notes to Accounts	14		

The schedules referred to above and notes thereon form an integral part of the Balance Sheet.
As per our Report of even date

For GSN & CO
Chartered Accountants

[Signature]
CA SUNIL GUPTA 161N
Membership No. 539780
FRN: 030161N
Place : FARIDABAD

Dated : 02/12/2022

UDIN: 23539780B67WJVD8073

[Signature]
J C BOSE UNIVERSITY OF SCIENCE & TECHNOLOGY YMCA
Controller of Finance
J.C. Bose University of Science
& Technology, YMCA, Faridabad

[Signature]
Controller of Finance
Senior Accounts Officer
J.C. Bose University of Science
& Technology, YMCA, Faridabad

[Signature]
21/2/2023
Registrar
J.C. Bose University of Science
& Technology, YMCA, Faridabad

Registrar

J.C. BOSE UNIVERSITY OF SCIENCE & TECHNOLOGY, YMCA, FARIDABAD
INCOME & EXPENDITURE ACCOUNT FOR THE YEAR ENDED 31ST MARCH, 2022

PARTICULARS	Sch	2021-22	2020-21
INCOME			
GRANTS IN AID RECD. FROM STATE GOVT.		42,00,00,000.00	28,00,00,000.00
TUITION FEES		11,76,81,335.00	2,84,204.00
SALE OF FORMS & PROSPECTUS		1,52,000.00	11,09,505.00
INCOME FROM INTEREST		23,12,798.00	23,75,600.00
MISC. RECEIPTS		41,70,774.69	9,82,57,947.12
TOTAL		54,43,16,907.69	38,20,27,256.12
EXPENDITURE	14		
ACADEMIC BRANCH		76,68,264.00	96,35,005
ACCOUNTS BRANCH		7,99,37,424.12	6,23,75,503
CHIEF HOSTEL WARDEN		6,95,900.00	8,12,685.00
COMPUTER SCIENCE & ENGG. DEPTT		3,91,08,090.00	3,23,75,234.00
CONTROLLER OF EXAM. OFFICE		1,08,27,951.00	70,13,289.00
ELECTRICAL ENGG. DEPTT.		2,59,58,348.00	2,95,91,986.00
ELECTRONICS ENGG. DEPTT		2,85,30,272.00	2,49,12,572.00
ESTABLISHMENT BRANCH		1,18,83,429.00	85,27,574.00
HUMANITIES & APPLIED SCIENCES		-	70,01,954.00
LIBRARY		63,63,043.00	1,21,87,465.00
MAINTENANCE SECTION		3,56,57,610.00	3,20,96,644.00
MECHANICAL ENGG. DEPTT		6,24,00,645.00	5,54,15,524.00
PURCHASE & STORE BRANCH		1,15,57,782.00	1,00,66,841.00
REGISTRAR OFFICE		53,52,596.00	40,69,502.00
UNIVERSITY HEALTH CENTRE		58,35,661.00	67,90,811.00
DEPT OF L.A.M.S		43,47,404.00	-
HAS DEPT		38,70,877.00	-
VICE CHANCELLOR'S OFFICE		39,90,085.00	46,71,503.00
IT CELL		2,26,042.00	5,16,401.00
CIVIL BRANCH		47,36,037.00	31,97,910.00
IQAC BRANCH		4,45,371.00	4,45,973.00
SCIENCE DEPARTMENT		5,77,000.00	73,37,514.00
OTHER EXPENSES		1,77,48,682.80	1,77,39,829.00
WORKSHOP		3,60,12,065.00	3,28,03,729.00
AFFILIATION BRANCH EXPENSES		32,71,915.00	18,89,906.00
DIGITAL INDIA		-	44,178.00
DSW OFFICE		24,11,836.00	3,67,078.00
ENVIRONMENTAL SCI. DEPTT.		73,48,828.00	50,00,289.00
LIFE SCIENCE		42,35,241.00	3,64,200.00
MATHEMATICS DEPT.		1,24,49,388.00	63,71,447.00
PHYSICS DEPT.		1,85,03,250.00	79,62,861.00
PROCTOR OFFICE		5,79,847.00	92,164.00
TRAINING & PLACEMENT OFFICE		17,82,471.00	18,08,497.00
CHEMISTRY DEPT.		2,22,44,970.00	61,65,621.00
		47,65,58,324.92	39,96,51,688.78
EXCESS OF INCOME OVER EXPENDITURE		6,77,58,582.77	(1,76,24,432.66)
TOTAL RS.		54,43,16,907.69	38,20,27,256.12

As per our Report of even date

For GSN & CO
Chartered Accountants

Sunil Gupta
CA SUNIL GUPTA
Membership No. 539780
FRN: 030161N
Place: FARIDABAD

Dated : 02/12/2022

UDIN: 23539780B6WJVD8073

J C BOSE UNIVERSITY OF SCIENCE & TECHNOLOGY YMCA

Controller of Finance

J.C. Bose University of Science
& Technology, YMCA, Faridabad

21/2/2023
Registrar

J.C. Bose University of Science
& Technology, YMCA, Faridabad

Registrar

Controller of Finance

Senior Accounts Officer

J.C. Bose University of Science
& Technology, YMCA, Faridabad

SAF ACCOUNT
INCOME & EXPENDITURE FOR THE YEAR ENDING 31-3-2022

PARTICULAR	SCH	21-22	20-21
INCOME			
AUDITORIUM SPACE CHARGES		-	-
ANNUAL FUND IEEE DELHI		-	-
DONATION		-	-
INTT FUND		-	-
MISC REC.		-	20,000.00
SAF RECEIPT A/C		90,03,500.00	1,35,15,150.00
SPONSARSHIP		-	-
GRANT IN AID TECHNO FEST		-	10,71,271.00
INTEREST INCOME		2,69,091.00	1,94,212.00
SPORTS ENTRY FEES		-	8,000.00
NCC EXP		81,766.00	-
TOTAL		93,54,357.00	1,48,08,633.00
EXPENDITURE			
CULTURE CLUB ETC		7,76,782.00	4,93,075.00
SPORTS EXPENSES		72,989.00	21,758.00
WORKSHOP/SEMINAR/WEBINAR		18,000.00	15,988.00
ADVERTISEMNET		8,496.00	-
CONVOCATION EXP		28,062.00	-
GEETA MAHOTSAV		45,982.00	-
REFRESHMENT		4,305.00	-
REGISTRATION FEES		5,500.00	-
BANK CHARGES		-	354.00
CULMYCA 2020		-	1,70,450.00
GOVT POND PROJECT		-	26,909.00
LANGUAGE TRAINING EXPENDITURE		-	1,49,800.00
MATERIAL & SUPPLIER		3,482.00	-
M&E		65,273.00	14,678.00
MISC CONTINGENCIES		25,725.00	(5,000.00)
MISC EXP. DSW		73,655.00	88,448.00
STUDENT CONCELLING EXP		9,632.00	-
CAREER COUNCELLING CELL		-	-
CLEANLINESS DRIVE		-	-
EXPERT LECTURE		19,000.00	-
HONORARIUM TO STAFF		-	51,000.00
MAINT AND RUNNING OF VEHICLE		1,80,473.00	-
INDUSTRIAL VISIT STUDENTS		-	-
MAINT OF BUS		-	1,61,792.00
MISC. EXP.		-	-
NEWS LETTERS OF UST		-	-
ORIENTATION PROGRAMME		-	-
PRINTING AND STATIONERY		33,724.00	896.00
PAY & ALLOWANCE OUTSOURCED		17,84,127.00	12,10,993.00
POL EXPENDITURE		-	-
STUDENT PLACEMENT EXPENSES		33,902.00	11,627.00
YOGA DAY 2018		-	-
NSS EXP		24,142.00	-
NCC EXPENDITURE		-	35,768.00
TELEPHONE EXP. HELPLINE		2,634.00	1,196.00
WOMEN EMPOWERMENT COURSE		60,000.00	-
VILLAGE ADOPTED EXPENSES		-	-
STUDENT UNION ELECTION		-	-
		32,75,885.00	24,49,732.00
EXCESS OF EXPENDITURE OVER INCOME		60,78,472.00	1,23,58,901.00
TOTAL		93,54,357.00	1,48,08,633.00
OPENING BALANCE OF P & L A/C		2,28,35,403.54	1,04,76,502.54
ADD: CURRENT YEAR BAL OF P&L A/C		60,78,472.00	1,23,58,901.00
TOTAL		2,89,13,875.54	2,28,35,403.54

12

**YMCA STAFF DEVE. FUND
INCOME & EXPENDITURE FOR THE YEAR ENDING 31-3-2022**

PARTICULAR	SCH	21-22	20-21
INCOME			
INCOME FROM INTEREST		54,677.00	1,43,494.00
MISC INCOME		-	8,753.00
TOTAL		54,677.00	1,52,247.00
EXPENDITURE			
BANK CHARGES		-	-
STC MATH		-	-
MEMBERSHIP FEES		5,12,476.00	23,085.00
REGISTRATION FEES		1,27,591.00	-
SPONERSHIP EXTERNAL		-	-
REFRESHMENT CHARGES		-	96,630.00
MISC EXPENSES		-	9,440.00
TA TO STAFF		24,193.00	-
		6,64,260.00	1,29,155.00
EXCESS OF INCOME OVER EXPENDITURE		(6,09,583.00)	23,092.00
TOTAL		54,677.00	1,52,247.00
OPNING BALANCE OF P&L A/C		(61,59,749.92)	(61,82,841.92)
ADD: CURRENT YEAR BAL. OF P&L A/C		(6,09,583.00)	23,092.00
TOTAL BALANCE OF P&L A/C		(67,69,332.92)	(61,59,749.92)

**YMCA UGC GRANT [XII PLAN]
INCOME & EXPENDITURE FOR THE YEAR ENDING 31-3-2022**

PARTICULAR	SCH	21-22	20-21
INCOME			
INTT FUND		4,627.00	4,799.00
TOTAL		4,627.00	4,799.00
EXPENDITURE			
RESEARCH & DEVELOPMENT		-	-
DOMAIN CHARGES OF WEBSITE		-	-
MATERIAL AND SUPPLY		-	-
INOVATION RESEARCH		-	-
Health Care		-	27,365.00
LEASE LINE		-	-
RESEARCH PROJECT ANURADHA SHARMA		-	-
BANK CHARGES		47.20	47.20
		47.20	27,412.20
EXCESS OF EXPENES OVER INCOME		4,579.80	(22,613.20)
TOTAL		4,627.00	4,799.00
OPENING BALANCE OF P&L A/C		(60,31,441.31)	(60,08,828.11)
ADD: CURRENT YEAR BALANCE OF P&L A/C		4,579.80	(22,613.20)
TOTAL		(60,26,861.51)	(60,31,441.31)

**CONTROL OF EXAMINATION YMCA
INCOME & EXPENDITURE FOR THE YEAR ENDING 31-3-2022**

PARTICULARS	SCH.	21-22	20-21
INCOME			
FEES REC. FROM STUDENT		4,11,004.00	12,69,301.00
RECEIPTS		4,91,84,036.00	3,14,43,316.18
INTEREST REC.		58,04,523.00	9,93,388.00
MISC INCOME		-	-

Handwritten signature

TOTAL	55399563	33706005.18
EXPENDITURE		
BANK CHARGES	70.80	70.80
MISC EXPENSES	5,81,056.00	4,27,742.00
SECURITY HEAD EXP.	43,64,162.00	39,52,281.00
FLYING SQUAD EXP.	-	8,474.00
CONVEYANCE	-	-
PHD ENTRANCE EXAM	-	37,560.00
PHD THESIS EVALUATION	-	-
PAPER SETTING EXPENSES	-	-
PRINTING EXPENSES	9,10,241.00	17,61,891.00
REFRESHMENT EXPENSES	28,063.00	1,13,224.00
REMUNERATION EXPENSE	31,84,376.00	37,38,328.00
ROUND OFF	-	3.00
TA/DA EXPENSES	21,157.00	3,47,444.00
TRANSPORT EXP.	-	26,360.00
VIDEO GRAPHY EXP.	1,500.00	10,000.00
VEHICLES EXPENSE	-	-
	90,90,625.80	1,04,23,377.80
EXCESS OF EXPENDITURE OVER INCOME	4,63,08,937.20	2,32,82,627.38
TOTAL	5,53,99,563.00	3,37,06,005.18
OPENING BAL OF P&L A/C	2,45,08,254.51	12,25,627.13
ADD: CURRENT YEAR BALANCE OF P&L	4,63,08,937.20	2,32,82,627.38
TOTAL BAL OF P&L A/C	7,08,17,191.71	2,45,08,254.51

**YMCA UST [UGC COLLEGE COMMUNITY]
INCOME & EXPENDITURE FOR THE YEAR ENDING 31-3-2022**

PARTICULARS	SCH	21-22	20-21
INCOME			
FEES REC. FROM STUDENT		1,58,47,505.00	75,79,911.08
BANK INTEREST		4,04,084.00	3,69,367.00
APPLICATION FEES		36,250.00	47,240.00
GRANT FOR COLLEGE COMMUNITY		-	-
INT. FUND		-	-
INTEREST ON FDR		4,04,841.00	-
TOTAL		1,66,92,680.00	79,96,518.08
EXPENDITURE			
PAY & ALL CCSD		17,18,822.00	14,77,524.00
ADVERTISEMENT CHARGES		33,590.00	77,617.00
BANK CHARGES		578.48	658.76
EXAMINATION EXP		10,65,000.00	7,500.00
REFRESHMENT CHARGES		1,537.00	2,048.00
FURNITURE & FITTINGS		3,47,885.00	-
EXPERT LECTURE		-	-
FACULTY TRAINING		17,662.00	-
GST		-	-
MATERIAL AND SUPPLY		-	-
HONORARIUM PRINCIPAL & COORDINATOR		96,000.00	2,08,703.00
HONORARIUM TO EXISTING VISITING		22,55,200.00	21,56,366.88
OPERATING EXP		10,17,693.00	10,86,155.44
PAY ALL CCSD DATA/MIS/PHYSIOTHERAPIST EXP		8,19,589.00	1,63,540.00
PRINTING & STATIONERY		1,03,673.00	-
SCHOLARSHIP		82,400.00	-
TRAINING MATERIAL/CONSUMABLE		915.00	-
M & E EXP.		-	-
SETTING OF Q. PAPERS		13,21,000.00	6,87,500.00
MISC EXP/OFFICE EXP.		-	-
SHORT & EXCESS		-	-
SALARY & REM. EXPENSES		33,32,500.00	20,13,772.00
SALARY TO STAFF		-	-
SEMINAR		20,000.00	-
TA/HONORARIUM EXPERT		-	-
TRAVEL/INDUSTRIAL VISIT		18,428.00	31,020.00

8

EXCESS OF INCOME OVER EXPENDITURE	1,22,52,472.48	79,12,405.08
TOTAL	44,40,207.52	84,113.00
OPENING BALANCE OF PROFIT & LOSS A/C	1,66,92,680.00	79,96,518.08
ADD: CURRENT YEAR BALANCE OF P&L A/C	1,29,93,528.05	1,29,09,413.05
TOTAL BALANCE OF P&L A/C	44,40,207.52	84,113.00
	1,74,33,733.57	1,29,93,528.05

**RUSA GRANT IN AID
INCOME & EXPENDITURE FOR THE YEAR ENDING 31-3-2022**

PARTICULARS	SCH.	21-22	20-21
INCOME			
GRANT IN AID RUSA			
INCOME FROM INTEREST		(82,28,313.00)	10,05,804.00
MISC.		-	-
TOTAL		(82,28,313.00)	10,05,804.00
EXPENDITURE			
SPORT HEAD		2,51,261.00	3,51,449.00
BANK CHARGES		2,540.28	3,03,309.72
ADVERTISEMENT EXP.		24,364.00	82,634.00
CUSTOM DUTY AND EXCISE		-	86,392.00
FURNISHING WORK IN 2ND YEAR BSC ANIMATION		-	-
INSTALLATION OF NETWORKING AC IN BSC		-	-
LIBRARY BOOKS		-	-
M & E RUSA		46,00,982.00	1,65,40,374.00
MISC EXP. RUSA		1,00,637.00	-
M & S RUSA		-	8,16,249.00
RENOVATION OF GEW IN THE UST		-	4,74,546.00
RENOVATION/UP GRADUATION IN SOM LAB ME DEPTT		2,30,462.00	4,02,300.00
		52,10,246.28	1,90,57,253.72
EXCESS OF INCOME OVER EXPENDITURE		(1,34,38,559.28)	(1,80,51,449.72)
TOTAL		(82,28,313.00)	10,05,804.00
OPENING BALANCE OF P&L A/C		6,61,42,763.52	8,41,94,213.24
ADD: CURRENT YEAR BAL OF P&L A/C		(1,34,38,559.28)	(1,80,51,449.72)
TOTAL BALANCE OF P&L A/C		5,27,04,204.24	6,61,42,763.52

**YMCA UNIVERSITY OF SCIENCE & TECH.
INCOME & EXPENDITURE FOR THE YEAR ENDING 31-3-2022**

PARTICULAR	SCH.	21-22	20-21
INCOME			
APPLICATION FEES		75,01,735.00	71,74,140.00
ADMISSION CANCELLATION CHARGES		3,000.00	-
FINE ON FEES		8,48,003.00	1,23,200.00
INTEREST REC. ON LIQUID DEPOSIT		-	-
ALUMNI & CORP. INCOME		1,78,761.00	-
HOSTEL RENT INCOME		-	25,96,859.97
HAS CHARGES FUND		-	-
INTER COLLEGE MIGRATION FEE		-	-
PROCESSING CHARGES		4,23,200.00	3,98,600.00
INTEREST INCOME		12,87,389.00	13,862.00
MIGRATION FEES		4,400.00	2,200.00
TOTAL		1,02,46,488.00	1,03,08,861.97
EXPENDITURE			
HOSTEL EXP.		43,87,197.00	50,06,174.00
ACADEMIC		2,13,925.00	5,25,678.00
ALUMNI & CORPORATE EXP.		1,78,761.00	30,000.00
SCHOLARSHIP BRANCH		7,056.00	-
MISC PHYSICS EXP.		-	6,070.00
BANK CHARGES		55,837.07	236.00
BANK CHARGES (HDFC)		14,835.87	76,306.37
RO PLANT IN UST		-	1,02,175.00
CONVOCATION EXP		12,64,733.00	-
BOARD AND SUB MEETING EXPENSES		-	-
		61,22,344.94	57,46,639.37

EXCESS OF EXPENDITURE OVER INCOME	41,24,143.06	45,62,222.60
TOTAL	1,02,46,488.00	1,03,08,861.97
OPENING BALANCE OF PROFIT & LOSS A/C	3,44,23,538.74	2,98,61,314.14
ADD: CURRENT YEAR BAL. OF P&L BAL	41,24,143.06	45,62,222.60
TOTAL BALANCE OF P&L ON 31-3-2019	3,85,47,679.80	3,44,23,536.74

**DST YMCA UST VASDEV MALHOTRA 17-18
INCOME & EXPENDITURE FOR THE YEAR ENDING 31-3-2022**

PARTICULAR	SCH.	21-22	20-21
INCOME			
DST GRANT		-	-
INCOME FROM INTEREST		397.00	413.00
TOTAL		397.00	413.00
EXPENDITURE			
BANK CHARGES		94.40	17.70
DST EXP.		-	-
EXPERT LECTURE		-	-
WORKSHOP ON SIMULATION ANALYSIS SOFT.		-	-
		94.40	17.70
EXCESS OF INCOME OVER EXPENDITURE		302.60	395.30
TOTAL		397.00	413.00
OPENING BALANCE OF P&L A/C		4,131.76	3,736.46
ADD: CURRENT YEAR BAL. OF P&L A/C		302.60	395.30
TOTAL OF P&L A/C		4,434.36	4,131.76

**AICTE PROJECT DR PARUL TOMAR
INCOME & EXPENDITURE FOR THE YEAR ENDING 31-3-2022**

PARTICULAR	SCH.	21-22	20-21
INCOME			
INCOME FROM INTEREST		9,243.00	25,494.00
AICTE GRANT		3,57,781.00	-
TOTAL		3,67,024.00	25,494.00
EXPENDITURE			
BANK CHARGES		1.78	83.78
EXPERT LECTURES		3,000.00	4,600.00
COLLAR MIC & WEBCAM		27,966.00	-
MISC EXP		-	190.00
PRINTER		-	12,443.00
PROJECTOR & WHITE BOARD		-	33,598.00
		30,967.78	50,914.78
EXCESS OF INCOME OVER EXPENDITURE		3,36,056.22	(25,420.78)
TOTAL		3,67,024.00	25,494.00
OPENING BAL OF P&L A/C FOR THE YEAR ENDING 31-3-2018		10,96,006.46	11,21,427.24
ADD: CURRENT YEAR BAL OF P&L A/C		3,36,056.22	(25,420.78)
TOATL BAL OF P&L A/C		14,32,062.68	10,96,006.46

**AICTE-PRERNA SCHEME
INCOME & EXPENDITURE FOR THE YEAR ENDING 31-3-2022**

PARTICULAR	SCH.	21-22	20-21
INCOME			
AICTE-PRERNA SCHEME GIA		-	6,95,000.00
INTEREST INCOME		29,205.00	-
TOTAL		29,205.00	6,95,000.00

(Handwritten signature and circular stamp)

EXPENDITURE		
Bank Charges	70.80	-
	70.80	-
EXCESS OF INCOME OVER EXPENDITURE	29,134.20	6,95,000.00
TOTAL	29,134.20	6,95,000.00
OPENING BAL OF P&L A/C FOR THE YEAR ENDING 31-3-2018	6,95,000.00	-
ADD: CURRENT YEAR BAL OF P&L A/C	29,134.20	6,95,000.00
TOATL BAL OF P&L A/C	7,24,134.20	6,95,000.00

NSS
INCOME & EXPENDITURE FOR THE YEAR ENDING 31-3-2022

PARTICULAR	SCH.	21-22	20-21
INCOME			
INTEREST INCOME		20,416.00	24,374.00
TOTAL		20,416.00	24,374.00
EXPENDITURE			-711250.98
ADVERTISEMENT EXP		1,322.00	-
BANK CHARGES		79.70	-
CAMP EXP		98,204.00	-
INDEPENDENCE DAY		14,962.00	-
MISC CONTINGENCY		1,350.00	-
NSS CAMP EXP		3,600.00	-
NSS DRESSES		2,771.00	-
NSS FOUNDATION DAY		12,136.00	-
PRINTING & STATIONARY		10,750.00	-
REFRESHMENT EXP		3,267.00	-
SKILL DEVELOPMENT CAMP		3,150.00	-
SPECIAL CAMP		3,498.00	-
TA EXP		1,200.00	-
UNIFORM EXP		9,735.00	-
TOTAL		1,66,024.70	-
EXCESS OF INCOME OVER EXPENDITURE		(1,45,608.70)	7,35,624.98
TOTAL		(1,45,608.70)	7,35,624.98
OPENING BAL OF P&L A/C FOR THE YEAR ENDING 31-3-2018		7,35,624.98	-
ADD: CURRENT YEAR BAL OF P&L A/C		(1,45,608.70)	7,35,624.98
TOATL BAL OF P&L A/C		5,90,016.28	7,35,624.98

YOUTH RED CROSS JC BOSE UST
INCOME & EXPENDITURE FOR THE YEAR ENDING 31-3-2022

PARTICULAR	SCH.	21-22	20-21
INCOME			
INTEREST INCOME		24,898.00	10,750.00
FEES		-	10,44,861.95
TOTAL		24,898.00	10,55,611.95
EXPENDITURE		1,97,585.78	1,45,929.34
ADVENTURE CAMP		62,000.00	-
BANK CHARGES		99.78	-
INDIAN RED CROSS SOCIETY		1,22,304.00	-
PRINTING & STATIONARY		708.00	-
RED CROSS ACTIVITY		7,000.00	-
REFRESHMENT & LUNCH		787.00	-
VISIT TO ORPHANAGE		4,687.00	-
EXCESS OF INCOME OVER EXPENDITURE		(1,72,687.78)	9,09,682.61
TOTAL		(1,72,687.78)	9,09,682.61
OPENING BAL OF P&L A/C FOR THE YEAR ENDING 31-3-2018		9,09,682.61	-



ADD: CURRENT YEAR BAL OF P&L A/C	(1,72,687.78)	9,09,682.61
TOATL BAL OF P&L A/C	7,36,994.83	9,09,682.61

**IEEE STUDENT BRANCH JC BOSE UST YMCA
INCOME & EXPENDITURE FOR THE YEAR ENDING 31-3-2022**

PARTICULAR	SCH.	21-22	20-21
INCOME			
INTEREST INCOME		494.00	-
GRANT RECEIVED		91,445.00	-
TOTAL		91,939.00	-
EXPENDITURE			
BANK CHARGES		118.00	-
IEEE EXPENDITURE		29,579.00	-
TOTAL		29,697.00	-
EXCESS OF INCOME OVER EXPENDITURE		62,242.00	-
TOTAL		62,242.00	-
OPENING BAL OF P&L A/C FOR THE YEAR ENDING 31-3-2018		-	-
ADD: CURRENT YEAR BAL OF P&L A/C		62,242.00	-
TOATL BAL OF P&L A/C		62,242.00	-

**NCC JC BOSE UST YMCA
INCOME & EXPENDITURE FOR THE YEAR ENDING 31-3-2022**

PARTICULAR	SCH.	21-22	20-21
INCOME			
INTEREST INCOME		5,103.00	-
MISC RECEIPT		502.00	-
NCC FEES		3,73,000.00	-
TOTAL		3,78,605.00	-
EXPENDITURE			
MISC EXPENDITURE		1,100.00	-
NCC EXPENDITURE SAF		81,766.00	-
NCC FOUNDATION EXP		4,180.00	-
NCC UNIFORM		48,186.00	-
PRCN TRAINING COURSE		58,532.00	-
PRINTING & STATIONARY		1,500.00	-
RDC 2021		1,722.00	-
REFRESHMENT EXP		4,662.00	-
TRANSPORTATION CHARGES		4,810.00	-
TOTAL		2,06,458.00	-
EXCESS OF INCOME OVER EXPENDITURE		1,72,147.00	-
TOTAL		1,72,147.00	-
OPENING BAL OF P&L A/C FOR THE YEAR ENDING 31-3-2018		-	-
ADD: CURRENT YEAR BAL OF P&L A/C		1,72,147.00	-
TOATL BAL OF P&L A/C		1,72,147.00	-

B

SCHEDULE-14		
PARTICULARS	AS AT 31.03.2022 RUPEES	AS AT 31.03.2021 RUPEES
ACADEMIC BRANCH		
ADVERTISMENT CHARGES	4,39,615	7,27,290
ISO CERTIFICATION FEES	1,18,000	
ANNUAL SUBSCRIPTION CHARGES		
EXAMINATION EXPENSES		
MISC.CONTINGENCIES	3,54,345	2,90,762
PAY & ALLOWANCS EXGRATIA		
PAY & ALLOWANCS	65,33,035	85,17,578
PRINTING & STATIONERY	1,22,912	
SCHOLARSHIP/STIPENDS		32,434
M&E	31,084	37,741
M&S ACAD	15,069	-
ENTERTAINMENT EXPENSES		
TELEPHONE EXPENSE		-
REFRESHMENT CHARGES		29,200
COUNSELING EXPENSES		
GROUP INSURANCE OF STAFF MEMBERS	54,204	
	76,68,264	96,35,005
ACCOUNTS BRANCH		
STATUTORY AUDIT FEES		
EDUCATION ALLOWANCES		2,806
GREEN AUDIT		
AUDIT FEES LOCAL AUDIT	26,20,311	21,24,122
BANK CHARGES	3,344	7,272
PD PENSION		
ELECT & WATER CHARGES (OFFICE)	67,70,225	53,21,340
EXGRATIA BENEFIT	1,46,566	
GRATUITY CONTRIBUTION	16,608	
GRATUITY UNDER NPS	4,69,572	
ENTERTAINMENT CHARGES		
MISC EXP DEAN FET		
ENTERTAINMENT CHARGES COF		
C.P.F CONTRIBUTION	39,854	
DEAN OF INSTITUTE	4,189	
DEAN MERIT SCHOLARSHIP		
NPS CONTRIBUTION (NON PLAN)	2,15,28,632	1,60,16,610
LEAVE ENCASHMENT	5,35,615	33,29,494
LEAVE SALARY	3,21,865	12,28,080
LEAVE SALARY CONTRIBUTION RUCHIKA BHORIA	42,198	
LEAVE SALARY & PENSION CON. DR. DINESH KR	6,02,532	
SAF A/C		
LTC	12,02,491	3,39,885
M&S ACCOUNTS	4,802	1,700
M & E (AUDIT)		12,390
M & E (ACCOUNTS)	52,337	68,478
M & E LOCAL AUDIT DEPTT		
M & E GUEST HOUSE		
AMC2017 &NHTSEE		
PROFESSIONAL CHARGES(CA)	1,20,000	1,20,000
MEDICAL REIMBURSEMENT		
MISC. EXP. AUDIT	1,736	
MISC.EXENSES ACCOUNT	79,807	25,826
PAY & ALLOWNACE -OUTSOURCED	3,64,35,851	2,56,36,974
PAY & ALLOWANCS	76,54,858	64,05,422
PAY & ALLOWANCE EXGRATIA	9,74,149	16,41,115
PRA OPERATING CHARGES	49,545	16,495
PRINTING & STATIONERY	12,208	9,735



AMC (SOFTWARE CHARGES)		
TELEPHONE EXPENSE		
UCC & DIGITAL AFFAIRS DEPT	1,47,396	
TRAVELLING EXPENSES	1,00,733	67,759
	7,99,37,424.12	6,23,75,502.78
CHIEF HOSTEL WARDEN		
PAY & ALLOWANCES		8,12,685
HOSTEL EXP		
PRINTING & STATIONERY		
M&E CHIEF HOSTAL WARDEN		
MISC.CONTINGENCIES		
	-	8,12,685.00
COMPUTER SCIENCE & ENGG.DEPTT		
ACADMIC AUDIT EXP. CE		
BOARD MEETING EXP COMPUTER DEPTT.		
IDEATHON ON 7TH NOV CE DEPTT		
LEASE LINE EXPENSES		
ENTERTAINMENT CHARGES		
EXPERT LECTURE CE DEPTT.	11,000	
RESEARCH & DEVELOPMENT		
PRINTING & STATIONARY	1,344	15,992
COMPUTER SCIENCE & ENGG.DEPTT	10,000	
CE ENGG DEPTT		
M & E COMPUTER	1,90,267	19,31,138
MISC.EXPENSES	2,56,858	2,77,629
M & S COMPUTER SCIENCE & ENGG.	6,40,984	1,28,615
NBA EXPENDITURE CE DEPTT		
PAY & ALLOWANCE	3,79,97,637	3,00,21,860
REFRESHMENT CHARGES CE DEPTT		
TRAINING ASSESSMENT EXP.		
TELEPHONE EXPENSE		
	3,91,08,090.00	3,23,75,234.00
CONTROLLER OF EXAM.OFFICE		
EXPENSES		
ADVERTISEMENT CHARGES		
MISC.EXPENSES		26,560
PAY & ALLOWANCE	1,06,65,313	69,54,547
PRINTING & STATIONERY		
EDUCATION ALLOWANCES		
TELEPHONE EXPENSE		
ENTERTAINMENT CHARGES		
SOFTWARE EXP. COE		
M&S	1,44,715	
M&E HAS		
M&E C.O.E.	17,923	32,182
	1,08,27,951.00	70,13,289.00


82

ELECTRICAL ENGG.DEPTT.		
ACADMIC AUDIT ELECTRICAL		
BOARD MEETING EXP ELECTRICAL	24,000	12,000
EXPERT LECTURE	34,000	
ICASSEE 2021 CONFERENCE ELECTRICAL	27,000	
LEASE LINE ELECTRICAL DEPTT.		
M & E ELECTRICAL	18,171	12,53,437
PRINTING & STATIONARY		
MISC.EXPENSES	65,711	16,54,389
EXPENSES		
M & S ELECTRICAL	86,187	30,02,768
MEMBERSHIP FEES ELECTRICAL ENGG.		
NBA EXPENDITURE ELECTRICAL		
PAY & ALLOWANCE	2,56,43,353	2,34,74,929
STTP TRAINING ON AUTOCAD FOR ENGINEERS EL	59,926	
TRAINING MATERIAL ELECTRICAL WS		1,94,463
ENTERTAINMENT CHARGES		
	2,59,58,348.00	2,95,91,986.00
ELECTRONICS ENGG.DEPTT		
ACDMIC AUDIT EXP. EIC		
M&E ELECTRICAL	2,14,567	48,290
EXPERT LECTURE	8,000	
M&E HAS		
M & S	20,46,265	7,19,397
PAY & ALLOWANCE	2,60,65,892	2,38,84,761
ECE ENGG DEPT		
PRINTING AND STATIONERY	21,853	1,120
MISC.EXPENSES	1,73,695	1,69,004
NBA EXPENDITURE EIC		
VISITING FACULTY ECE		90,000
ENTERTAINMENT		
	2,85,30,272.00	2,49,12,572.00
ESTABLISHMENT BRANCH		
ADVERTISEMENT CHARGES	5,24,723	1,58,234
BOARD AND SUB COMM. MEETING	1,12,020	4,30,452
LEGAL CHARGE ESTT. BRANCH	2,65,826	5,28,023
MISC CONTIGIES	16,552	37,248
MISC.EXP.	1,47,730	14,876
CONSULTANCY EXP		
CARRIER COUNSELLING EXP		
MISC EXP WELDING		
PAY & ALLOWANCE	1,02,98,052	73,39,130
POSTAGE & TELEPHONE	19,811	19,611
PRA OPERATING CHARGES		
PRINTING & STATIONARY		
TELEPHONE EXPENSES(PABX)		
M&E CHARGES	2,325	
RTI CELL EXP	991	
TRAINING FOR STAFF	7,515	
M & S CHARGES	250	
ENTERTAINMENT CHARGES		
TADA HONORARIUM TO EXPERT	4,87,634	
	1,18,83,429.00	85,27,574.00

HUMANITIES & APPLIED SCIENCES		
EXPERT LECTURE		
GUEST FACULTY MATH		
M & E		
M & S		35,69,610
MISC EXP FET		1,48,878
MISC		
PAY & ALLOWNCES		32,880
WORKSHOP ON IPR MATH		32,50,586
STATE LEVEL CONF ON SYLLABI		
PRINTING AND STATIONERY		
	-	70,01,954.00

2

LIBRARY		
LIBRARY BOOKS	12,69,118	62,63,202
LIBRARY EXPENSES		2,550
MISC EXPENSE	1,10,737	38,350
PAY & ALLOWNCES	49,57,200	58,31,113
NEWSPAPER & MAGAZINE		
ENTERTAINMENT CHARGES		
M&S LIBRARY	9,062	
M&E LIBRARY	16,926	52,250
	63,63,043.00	1,21,87,465.00
MAINTENANCE SECTION		
ELECT & WATER CHARGES		5,88,584
MAINT OF ESTATE	2,07,38,503	1,52,71,537
MAINT OF WEBSITE MANAGEMENT		
MAINT OF VEHICLE		
WHITE WASH		4,14,766
MISC EXPENSIS	9,395	826
FURNITURE & FIXTURE (VC RESIDENCE & CAMP OFFICE)		85,000
PAY AND ALLOWANCES	1,03,94,239	94,75,688
PAY & ALLOWANCES (MAINT. STAFF OUTSOURCE)	22,057	
MAINT STAFF		
MAINTENANCE OF ESTATE EXPENDITURE	23,79,101	
ADVERTISEMENT CHARGES	17,500	92,160
PROFESSIONAL CHARGES	60,000	
INSPECTION OF HT INSTALL		
M&E MAINT OF ESTATE	10,92,872	
ELECTRICITY EXTENSION OF LOAD JCB UST	8,60,061	
M&S		2,990
M&E XEN OFF		
NETWORK LINE		81,640
RENOVATION EXP	77,982	20,62,453
SANITATION & HOUSEKEEPING EXPENSES		40,21,000
REPUBLIC DAY CELEBRATION	5,900	
ENTERTAINMENT CHARGES (MAINT)		
GENERATOR EXP.		
	3,56,57,610.00	3,20,96,644.00
MECHANICAL ENGG.DEPTT		
LEASE LINE		
BOARD AND SUB MEETING EXP.	31,000	20,000
EXPERT LECTURE MECH. DEPTT.	3,000	
M & E	86,151	65,194
MISC EXP	1,04,429	1,59,432
M & S	95,354	60,204
NBA EXP. MECH. ENGG. DEPTT.		
ENTERTAINMENT CHARGES		
FRENCH CLASSES MECH.		
PRINTING AND STATIONERY	4,700	
SARTHAK EDU VISION 2021	1,18,000	
STC ENERGY ANALYSIS	18,000	
PAY & ALLOWANCES	6,19,40,011	5,51,10,694
TAME 2019		
TRAINING ASSESSMENT EXP.		
TRAINING MATERIAL EXP.		
WORKSHOP EXP. 3D MECH ENGG. DEPTT.		
AMADMIC AUDIT EXP. MECHANICAL		
TELEPHONE EXP.		
	6,24,00,645.00	5,54,15,524.00



PURCHASE & STORE BRANCH		
ADVERTISEMENT CHARGES		
CONTINGIES P& STORE		
CONTINGIES P& STORE		
MAINT. OF VEHICLE	17,97,616	12,13,590
ATMANIRBHAR BHARAT CAMPAIGN	18,150	
CLEANING MATERIAL PURCHASE		63,594
PAY & ALLOWANCES	66,90,405	69,01,067
MISC CONTINGENCIES	2,46,383	1,58,316
MISC CONTINGENCIES [P&STORE]	4,12,717	
M&S STORE & PURCHASE	17,07,379	5,41,806
PRINTING STATIONERY	3,43,074	9,94,817
AMC PURCHASE		
TRAINING FOR STAFF	6,000	
M&E	3,36,058	1,93,651
	1,15,57,782.00	1,00,66,841.00
REGISTRAR OFFICE		
VEHICLE ON RENT	4,04,296	
HIRING VEHICLE REGISTRAR		6,60,198
M&E REGISTRAR OFFICE	4,290	5,870
M&S		
PAY & ALLOWANCES	47,27,748	33,89,223
LEASE RENT	1,20,435	
REGISTRAR ACCOMENDATION		
REGISTRATION FEES		
REFRESHMENT CHARGES		
TELEPHONE EXPENSES		
MISC EXP REGISTRAR OFFICE	37,889	
MISC CONTINGENCIES	57,938	14,211
ENTERTAINMENT CHARGES		
	53,52,596.00	40,69,502.00
UNIVERSITY HEALTH CENTRE		
MEDICAL & HOSPITAL CHARGES	15,17,846	31,97,739
MEDICINES		1,33,910
MISC EXP DISPENSARY	3,49,555	
MISC EXP	2,24,017	69,708
M & E DISPENSARY	1,90,400	1,39,817
HEALTH DEPT EXP		
M & S DISPENSARY		99,112
SPRAYING INSECTICIDE AND PESTICIDE IN UST		
ENTERTAINMENT CHARGES HEALTH		
HEALTH CAMP		
PAY & ALLOWANCES	35,53,843	31,50,525
	58,35,661.00	67,90,811.00

28

VICE CHANCELLOR'S OFFICE		
MISC.CONTIGENCIES	2,26,105	2,51,488
M&E	48,380	50,900
MISC EXP	10,676	26,580
M&S VC OFFICE	49,560	59,725
PAY & ALLOWANCES	36,23,093	42,78,567
TELEPHONE EXPENSES	1,473	4,243
PRINTING & STATIONRY	30,798	-
EDUCATION DELEGATION TO UK EXP.		-
ENTERTAINMENT EXPENSES		-
	39,90,085.00	46,71,503.00
WORKSHOP		
M & E	4,000	27,600
FIVE DAY TRAINING ON REFRIGERATION	18,429	
MISC.CONTIGENCIES		
M & S	96,139	5,916
PAY & ALLOWANCES	3,57,38,108	3,25,78,076
MISC EXP	1,53,619	1,92,137
MEMBERSHIP		
PRINTING & STATIONRY	1,770	
	3,60,12,065.00	3,28,03,729.00
AFFILIATION BRANCH		
EXPENSES		
M&E		
PAY & ALLOWANCES	31,00,427	
BOARD AND SUB MEEING EXP		
REFRESHMENT CHERGES		
M&S	7,080	
MISC EXP	1,64,408	-
	32,71,915.00	-

8

IT CELL		
IT CELL EXP		
M&E	15576	150718
MISC. EXP	34054	33744
M&S		2400
WEB HOSTING SERVER	176412	329539
	2,26,042.00	5,16,401.00
CIVIL DEPARTMENT		
EXPENSES		
BOARD SUBMEETING EXP		
GUEST FACULTY CIVIL	88300	35500
M & E	16926	479127
MISC. EXPENSES	54201	13776
M & S CIVIL DEPTT.	20582	37527
PAY AND ALL. CIVIL G FACULTY		4800
PAY AND ALL. CIVIL ENGINEERING	4556028	2627180
	47,36,037.00	31,97,910.00
IQAC DEPARTMENT		
M&E		13800
BOARD AND SUB IQAC DEPT	34285	
IQAC EXPENSES	35162	91259
PAY AND ALLOWANCE	375924	340914
	4,45,371.00	4,45,973.00
SCIENCE DEPARTMENT		
SCIENCE EXPENDITURE	577000	
PAY AND ALLOWANCE		7337514
	5,77,000.00	73,37,514.00
OTHER EXPENSES OF UNIVERSITY		
OFFICE CONTINGENCIES	363197	335754
OFFICE EXPENSES	3108326.8	522371
RESEARCH & DEVELOPMENT	1392718	560509
SCHOLARSHIP	199297	205000
ADJUNCT FACULTY GIA	1174000	4056104
ALUMNI EXP	84960	
CM VISIT EXP	751882	
FOUNDATION DAY EXP	35699	
INSTITUTION INNOVATION CELL	13018	
MEDAL ON CONVOCATION 2021	1074000	
JC BOSE YMCA INCUBATION FOUNDATION	99000	
INTERNATIONAL AFFAIRS CELL EXP	72618	
MISC EXPENSES	9379967	12060091
TOTAL	1,77,48,682.80	1,77,39,829.00
AFFILIATION BRANCH		
M&E AFFILIATION		21076
MISC EXP		51574
PAY AND ALLOWANCE		1817256
	-	18,89,906.00
DIGITAL INDIA		
DIGITAL INDIA CELL		43250
NAD CELL		928
	-	44,178.00
DEAN STUDENT WELFARE OFFICE		
EXPENSES		
M&E		17500

Handwritten signature

PAY & ALLOWANCE	2411836	349578
	24,11,836.00	3,67,078.00
ENVIRONMENTAL SCIENCE DEPARTMENT		
EXPERT LECTURE EVS	4000	
PRINTING & STATIONERY EVS	35619	
GUEST LECTURE EVS	84700	
BOARD & SUB MEETING EXP	33000	2000
ENVIRONMENTAL AUDIT & GREEN AUDIT		47000
M&E	757073	46605
NATIONAL ENVIRONMENT YOUTH PARLIAMENT	7531	
MISC EXP	84401	44309
PAY & ALLOWANCE	6342504	4860375
	73,48,828.00	50,00,289.00
LIFE SCIENCE DEPARTMENT		
M&E LIFE SCIENCE	66400	
MISC EXP. LIFE SCIENCE	7000	
M&S LIFE SCIENCE	36424	
PAY & ALLOWANCE	4125417	364200
	42,35,241.00	3,64,200.00
MATHEMATICS DEPARTMENT		
EXPERT LECTURE	2000	
PAY & ALLOWANCE	12357388	6369447
BOARD & SUB MEETING EXP	18000	2000
PROFESSIONAL DEVELOP PROGRAM	24000	
VALUE ADDED COURSE MATHEMATICS	48000	
	1,24,49,388.00	63,71,447.00
PHYSICS DEPARTMENT		
BOARD & SUB MEETING EXP	38000	14018
EXPERT LECTURE	4500	3000
GUEST FACULTY	44900	
PRINTING & STATIONERY	3750	
M&E	132643	461640
MISC EXP	118599	397630
M&S	206481	102080
PAY & ALLOWANCE	17954377	6969161
RESEARCH & SCHOLAR EXP		15332
	1,85,03,250.00	79,62,861.00
PROCTOR OFFICE		
MISC EXP	579847	92164
	5,79,847.00	92,164.00
TPO CELL		
M&E	14830	1940
MISC EXP	103831	71550
M&S	2891	9202
PAY & ALLOWANCE	1643109	1703328
PRINTING & STATIONARY		5092
TELEPHONE EXP	17810	17385
	17,82,471.00	18,08,497.00
CHEMISTRY DEPARTMENT		
BOARD & SUBMEETING EXP. CHEMISTRY	12938	6165621
EXPERT LECTURE CHEMISTRY	44585	
ICRACS-2021	9400	


R

M&E CHEMISTRY	6899671	
MISC. EXPENDITURE CHEMISTRY	195045	
M&S CHEMISTRY	126556	
PAY AND ALL TO CHEMISTRY	14956775	
	2,22,44,970.00	61,65,621.00
CHW DEPARTMENT		
MISC CONTIGENCIES	500	
MISC EXP GIRLS HOSTEL	62202	
M&S CHIEF HOSTEL WARDEN	15486	
PAY AND ALL TO C.H. WARDEN	617712	
	6,95,900.00	-
DEPARTMENT OF L.A.M.S		
M&E DEPT OF L.A.M.S	21000	
MISC EXP. LAMS	7257	
PAY AND ALL TO LAMS	4319147	
	43,47,404.00	-
HAS DEPARTMENT		
M&E MATHEMATICS	597375	
MISC MATHEMATICS	40573	
PAY AND ALL TO HUMANITIES	3232929	
	38,70,877.00	-

82

J.C. BOSE UNIVERSITY OF SCIENCE & TECHNOLOGY, YMCA, FARIDABAD
Schedule forming part of Balance Sheet

PARTICULARS	As at 31.03.2022 Rupees	As at 31.03.2021 Rupees
SCHEDULE - 1 Excess of Income over Expenditure		
OPENING BALANCE	14,94,93,538.21	16,71,17,970.87
Balance	14,94,93,538.21	16,71,17,970.87
Add: excess of income over expenditure	6,77,58,582.77	(1,76,24,432.66)
Less: Adj.	7,13,65,755.72	
CAPITAL FUND	14,58,86,365.26	14,94,93,538.21
GRANT IN AID	4,23,71,62,746.77	1,05,09,86,149.06
CAPITAL (ALUMNI)	-	2,54,37,17,157.27
INTEREST FUND	-	65,86,159.00
		24,80,72,691.02
	4,38,30,49,112.03	3,99,88,55,694.56
SCHEDULE-2 PENSION A/C		
BALANCE BF		-
GRANT IN AID RECEIVED FROM STATE GOVT		
LESS: PENSION PAID		
	-	-
SCHEDULE-3 GRATUITY A/C		
BALANCE BF		-
GRANT IN AID RECEIVED FROM STATE GOVT		-
LESS: GRATUITY PAID		-
	-	-
SCHEDULE-4 CORPUS ENDOWMENT FUND		
CAPITAL FUND	3,93,03,059.00	3,93,03,059.00
INTEREST FUND		-
	3,93,03,059.00	3,93,03,059.00
TRANSFER TO STAFF DEVELOPMENT FUND		-
LOAN TO STAFF DEV. FUND		-
	3,93,03,059.00	3,93,03,059.00
SCHEDULE - 5 DEP/EQUIPMENT REPLACEMENT FUND		
CAPITAL FUND		-
INTEREST FUND		-
	-	-
SCHEDULE-6 EQUIPMENT & FACILITY MAINTENANCE FUND		
CAPITAL FUND	98,76,155.00	98,76,155.00
INTEREST FUND		-
LESS: B.C		-
	98,76,155.00	98,76,155.00
SCHEDULE-7 STAFF DEVELOPMENT FUND		
CAPITAL FUND		-
INTEREST FUND	1,49,28,544.12	1,49,28,544.12
PROFIT AND LOSS A/C	(67,69,332.92)	(61,59,749.92)
LOAN FROM GEN A/C88		-
LOAN FROM HARISH		-
LOAN FROM SHRUTI SHARMA		-
TDS		-
MISC. INCOME		-
LOAN FROM CORPUS FUND		-
LESS:		-
BANK CHARGES	81,59,211.20	87,68,794.20
REGISTRATION FEES PAID		-
REFRESHMENT CHARGES		-
HONORARIUM TO GUEST LECTURE		-
MISC. EXPENSES		-
TA TO STAFF		-
PROCESSING & OPERATIONAL EXP.		-
OPENING BALANCE		-
MAT LAB EXPENSES		-
TOTAL	81,59,211.20	87,68,794.20
*P&L A/C		(8,21,09,788.30)
SCHEDULE-8 PROVIDENT FUND		
SCHEDULE-8 A GRANT (HSC FOR SCIENCE & TECHNOLOGY)		
Less: Expenditure		-
		-
SCHEDULE-8 B TAME 2012 (MECHANICAL)		
SEMINAR ON GRAPH THEORY		-
Less: Expenditure		-
LESS: EXPENDITURE ON GRAPH THEORY		-



PARTICULARS	As at 31.03.2022 Rupees	As at 31.03.2021 Rupees
SCHEDULE-B		
GRANTS & AIDS & FUNDS FOR		
CAPITAL EXPENDITURE FROM STATE GOVT & OTHERS		
RECURRING GRANTS FOR CAPITAL ASSETS		
STATE GOVT FOR CAPITAL EXPENDITURE		
INSTITUTION BUILDING		
STUDENTS AMENITIES		
STAFF QUARTERS		
INDIGENOUS EQUIPMENTS		
OVERHEAD EXPENDITURE DEBITED TO BUILDING (NR)		
BOOK BANK		
COMPUTER ENGG BLOCK		
OTHER WORKSHOP DEVELOPMENT		
BROCHING MACHINE		
MODERNISATION OF WORKSHOP		
AID FROM STUDENTS FOR BOOK BANK		
AID FROM STUDENTS FOR LIBRARY BOOKS		
CM DISCRETIONARY FUNDS INSTITUTE DEV.		
AID FROM STUDENTS FOR TUBEWELL		
AID FOR BOOKS FOR SC/ST STUDENTS		
GIRLS HOSTEL		
GRANTS FOR COMP CAD/COMP LAB		
LAND FROM HARYANA GOVT		
GRANT FROM UGC XII PLAN SCHEME		
GRANT IN AID FOR COMMUNITY		
AID FROM GERMANY		
AID FROM WEST GERMANY		
AID FOR EQUIPMENT IN KIND		
MINI BUS		
CUSHION EQUIPMENT		
SALE OF HOUSE HOLD EFFECTS OF GERMAN		
OTHER FUNDS		
INTEREST FUND		
INTEREST FUND OUT OF FDR PLAN		
GIRL HOSTEL		
HOSTEL FUND (OUT OF FEES & RENT)		
HOSTEL FAN FUND		
OUTSIDE JOB FUND		
ENDOWMENT FUND		
STIPEND FUND FOR COMPUTER EQUIPMENT		
PRIZES FUND		
LIBRARY FUND		
INTEREST FUND OUT OF STUDENTS SECURITY		
TDS REFUND RECEIVED		
INTEREST FUND FROM UGC GRANT		
ADVANCE TECH COURSES		
INTEREST FUND		
GRANT IN AID (NON RECURRING)		
EXCESS OF EXPENDITURE OVER INCOME		
AICTE PROJECT DR PARUL TOMAR		
PROFIT & LOSS A/C		
TOTAL	14,32,062.68	10,98,008.48
DST YMCA UST VASDEV MALHOTRA 17-18		
PROFIT & LOSS A/C		
TOTAL	4,434.36	4,131.76
DIRECT CENTRAL ASSISTANCE-I (3 LACS)		
DIRECT CENTRAL ASSISTANCE-II (7.50 LACS)		
GRANTS IN AID (NON RECURRING)		
INTEREST FUND		
LESS:		
TRAINING MATERIAL		
PRINTING AND STATIONERY		
BANK CHARGES		
DIRECT CENTRAL ASSISTANCE-III		
GRANTS IN AID FOR COMPUTER		
INTEREST FUND		

2

DIRECT CENTRAL ASSISTANCE-IV
GRANTS IN AID FOR INDUSTRY INSTRUMENT
AID FROM STUDENT FOR AIR COOLER
INTEREST FUND
EXCESS OF INCOME OVER EXPENDITURE

DIRECT CENTRAL ASSISTANCE-V (7 LACS)/IQAC
MODERNISATION AND REMOVAL OF OBSOCELENCE
INCOME FROM INTEREST

LESS:
PRINTING CHARGES
BANK CHARGES
SHORT & EXCESS COLLECTION

CONTINUING EDUCATION PROGRAMME
GANTS IN AID (NON RECURRING)
INTEREST FUND
PROFIT & LOSS A/C

LESS EXCESS RETURNED TO AICTE,NEW DELHI

DIRECT CENTRAL ASSISTANCE -VI
GRANTS IN AID (NON RECURRING)
INTEREST FUND

LESS:
ADVERTISEMENT A/C
PRINTING & STATIONERY
TRAINING MATERIAL
BANK CHARGES

DIRECT CENTRAL ASSISTANCE -VII
GRANTS IN AID (NON RECURRING)
INTEREST FUND
MISC.RECEIPTS (UNCLAIMED EMD)

LESS:
ADVERTISMENT EXP
PRINTING AND STATIONERY
BANK CHARGES

ENT ,MANG.DEVELOPMENT PROGRAMME
GRANT IN AID (NON RECURRING)
INTEREST FUND
SURPLUS

LESS:
AICTE NEW DLEHI (GRANT RETURNED)
ADVERTISEMENT FOR EQUIPMENT


NSS
Cont.for HIV / AIDS Camp
Cont from Red Cross
NSS grant for regular activities
Student contribution for NSS
Interest fund
Vasudev Malhotra

LESS:
Entry fees in seminar
Health check up expenses
Independent day celebration
Entertainment expenses
Misc Cotigencies
Pocket expenses
Refreshment on Blood Donation
Refreshment on World Aids Day
TA to staff
Camp expenses
Fees to MDU
Bank Charges
First aid home nursing
Audit fees
expenses on AIDS Awareness
Grant n Aid Returned back
Red Cross (A/c Mno. 17102

MODROBS
Grant in aid for modernisation
Interest fund

Less: Advertisement expenses

MODROBS-H.L.SARKAR
Grant in air (HLS)
Interest fund
Loan from RGF



LESS:
Honorarium to experts
Advertisement expenses

INDL. INST. PARTNERSHIP FRO
Grant in aid for Industrial Institute
Interst fund

LESS:
Honorium and TA to experts
Misc. Contingencies
TA to staff
Internet connection expenses
Entertainment charges
Bank charges

Grant in aid for Computer application
Interst fund
MISC RECEIPT

LESS:
Honorium to experts
Misc.Contingencies
Printing & Stationery
TA to staff
Entertainment charges
Bank charges

Grant in aid for TAPTEC
Interest Fund
Loan RGF
Misc. income

LESS:
Honorium/TA
Bank charges

MODROB - G R NASTAL
Grant in aid for MODROBS
Interest Fund

Less: Honorium/TA
Less: Short & excess

Grant in aid for MODROBS
Interest Fund
Loan from RGF

SAF ACCOUNT
STUDENTS FUND
Interest Fund
GRANT IN AID
PROFIT & LOSS A/C

OTHER
LONS
Honorarium to research staff
MISC
TELEPHONE SECURITY
Printing & stationery
Quality Improvement programme
Registration fees
TA to staff

Grant in aid (AICTE)
Interest Fund
Less:
Excess of income over expenditure

Grant in aid
Interest Fund
Less:
Audit fees
Bank charges

Grant in aid
Interest Fund
Less:
Bank charges

[illegible]

DEVELOPMENT FUND		
CAPITAL A/C		.
INT. FUND		.
LESS:		.
BANK CHARGES		.
OTHER		.
TOTAL		.
RESOURCES GENERATION FUND		
CAPITAL A/C		.
P&L		.
LESS:		.
OTHER		.
TOTAL		.
CONTROL OF EXAMINATION YMCA		
PROFIT & LOSS A/C	7,08,17,191.71	2,45,08,254.51
TOTAL	7,08,17,191.71	2,45,08,254.51
YMCA UST CPF/GPF ACCOUNT		
INTEREST ON FDR (CPF)	1,09,39,856.00	1,09,39,856.00
INTEREST ACCURED ON FDR	1,37,84,181.00	1,36,65,377.00
P&L	40.28	45.00
	2,47,24,077.28	2,46,05,278.00
LESS:		
BANK CHARGES		.
TOTAL	2,47,24,077.28	2,46,05,278.00
YMCA UGC GRANT [XII PLAN]		
GRANT FROM UGC [XII PLAN]	6,35,95,751.00	6,35,95,751.00
PROFIT & LOSS A/C	(60,26,861.51)	(60,31,441.31)
TOTAL	5,75,68,889.49	5,75,64,309.69
RUSA GRANT IN AID		
PROFIT & LOSS A/C	5,27,04,204.24	6,61,42,763.52
TOTAL	5,27,04,204.24	6,61,42,763.52
Grand Total	49,82,85,235.03	34,16,08,562.61
SCHEDULE - 10		
SECURED LOANS		
INTT. ON HOSTEL LOAN		.
LESS PAYMENT OF INTEREST ON HOSTEL LOAN		.
SCHEDULE-11		
UNSECURED LOAN		
GENERAL 88 (LOAN LIABILITY)		.
FEE FUND 16122		.
INTT. ON HOSTEL LOAN CAPITALS		.
IOB 65 (CPF)		.
LOAN FROM 88		.
M.TECH FUND		.
PAYMENT OF INTT. CAP. ON H. LOAN		.
SDF 15697		.
SFS FUND		.
YMCA UNIVERSITY (LOAN LIABILITY)	41,04,416.00	3,56,99,980.00
YMCA STAFF DEVELOPMENT FUND	(8,59,233.00)	(8,59,233.00)
YMCA UST CPF/GPF ACCOUNT		1,00,000.00
TOTAL	32,45,183.00	3,49,40,747.00
SCHEDULE-12		
NON CURRENT LIABILITIES		
PROVIDENT FUND	8,25,18,308.79	8,03,87,617.79
TOTAL	8,25,18,308.79	8,03,87,617.79
SCHEDULE - 13		
CURRENT LIABILITIES AND PROVISIONS		
Current Liabilities		
INCOME TAX SALARY	50,75,214.00	50,46,854.00
UGC COLLEGE COMMUNITY		.
CORONA RELIEF FUND		.
IGST	(9,98,030.00)	(5,81,642.50)
CGST	23,47,187.75	23,54,948.75
SGST	4,00,558.75	9,68,621.75
BIHAR STATE LOAN	17,40,880.00	15,94,714.00
NSS GRANT	1,03,788.00	
REGISTRAR COVID CORONA	(13,255.00)	(13,255.00)
CORPORATE (INDIA)FACALITIES PVT LTD SECURITIES	1,50,000.00	1,50,000.00

2


MISC EXP. (DEVENDER KUMAR CLERK EXPIRED)	25,535.00	25,535.00
DR ASHOK PATHAK LIB SEC	3,000.00	
COVID CORONA	(25,679.00)	(25,679.00)
REFUND OF SECURITY	37,845.00	
BUS PASS FEES	73,110.00	65,410.00
EMD	2,57,40,194.60	5,30,29,044.60
MAHESH KUMAR & CO.	2,10,000.00	2,10,000.00
CONSULTENCY RECEIVED	25,000.00	40,000.00
MISC DECUCTION RUCHIKA KUK	380.00	380.00
NCC FUND	2,71,000.00	3,75,000.00
NSS FEE FUND	4,69,200.00	2,00,100.00
PHD TUITION FEES	73,52,866.00	30,04,867.00
RKM SCHOLARSHIP	56,700.00	
CONSULTENCY FEE		-
CUSTOM & OTHER CHARGES	(46,560.00)	
CPF	3,25,28,423.00	1,99,72,568.00
MANISHA GOEL (staff development fund)		-
INSURANCE CHARGES	1,16,882.00	6,682.00
PENSION PAYABLE		-
RED CROSS CHARGES	3,030.00	3,030.00
ARVIND KUMAR SECURITY	12,459.00	
STAFF DEV.FUND PAYABLE (CORPUS FUND)	(103.28)	(103.28)
SALES TAX	2,11,000.00	2,11,000.00
LOANS AND ADVANCES		-
DSS INDIA LTD SECURITY A/C	10,000.00	10,000.00
HOSTEL FUND LIABILITIES		-
EARNEST MONEY DEPOSIT(16-17)		-
CPF A/C		-
EARNEST MONEY DEPOSIT(17-18)		-
EARNEST MONEY 18-19	(7,802.00)	(7,802.00)
EARNEST MONEY DEPOSIT(15-16)		-
E. GOVERNS	39,961.00	39,961.00
MAGZINE CHARGES	39,082.00	39,082.00
EXAMINATION FEE		-
RAJDEEP MARRIAGE ADVANCE SFS	65,000.00	50,000.00
OLET EXAM (2016)	20,000.00	20,000.00
GIRLS HOSTEL SECURITY CHARGES	26,39,217.00	26,39,217.00
G.P.F AND G.I.S	22,674.00	20,604.00
GRANT FROM PFMS	13,67,500.00	
GST CONSULTANCY	9,009.00	9,009.00
MOB SCHOLARSHIP	2,20,952.00	2,31,072.00
NBA ACCREDITATION FEES	5,68,000.00	
GURU HARKRISHAN EDUCATION SOCIETY SCHOLARSHIP	19,200.00	19,200.00
HOSTEL RENT	14,68,504.60	14,68,504.60
INTT ON P.F LATE DEPOSIT	1,448.00	1,448.00
GST	14,659.50	
KENDIRYA BHANDAR SECURITY		-
KAUSHAL DIESAL		1,83,186.00
JINDAL MECTEC		13,00,383.00
NPS REGULAR EMPLOYEE	24,88,140.00	19,33,937.00
PAY & ALLOWANCE	75,269.00	
ADVANCE FROM CUSTOMERS	28,17,553.00	
MRS ELSAMMA JACOB SECURITY A/C	2,000.00	2,000.00
OLD BOYS ASSOCIATION	14,05,240.00	14,05,240.00
ONE INDIAN CLEAN INDIA		-
ONE INDIA SKILL INDIA		-
GRANT OTHER FUNDING AGENCIES	76,93,769.00	16,26,314.00
AFFILIATION LIABILITIES	1,67,33,429.00	1,30,96,467.00
LABOUR CESS	2,27,627.00	5,35,530.00
OPENING OF BANK ACOUNT	59,000.00	59,000.00
RADHA KRISHNAN FUND	4,43,706.00	4,43,706.00
SUNDRY CREDITORS	(69,67,428.00)	(15,60,105.00)
REGISTRATION FEE PH.D	70,000.00	70,000.00
CONTROL OF EXAMINATION BRANCH		-
S.A.F. A/C		-
SHANKAR SINGH TOMAR SECURITY	6,63,385.00	4,30,059.00
SHRI SULTAN CHAND TRUST	84,185.00	55,790.00
STUDENT EDUCATION LOAN	7,68,291.00	4,93,796.00
STUDENT COUNCIL FUND	2,93,100.00	1,87,300.00
SALARY PAYABLE	1,98,69,508.00	1,69,34,714.00
SECURITY IN RUSA	2,23,534.00	2,70,439.00
AIRMASTER RECTIFIERS PVT. LTD. SECURITY		-
SECURITY IN YMCA UGC COMMUNITY COLLEGE		-
SECURITY FROM ANATA ASSOCIATE		37,845.00
STUDENT INFO. UPDATE FEES		-
SAI COMPUTERS SECURITY	33,000.00	17,000.00
SALE OF HSCS INFOR BROUCHER	7,831.00	7,831.00
SEC FROM ALAKNANDA ADVERTISING	62,556.00	62,556.00
SEC FROM K.R ADVERTISING	10,000.00	10,000.00
SEC. FROM NARWAL	10,000.00	10,000.00
SHREE BALAJI ENTERPRISES SEC		1,00,000.00
SEC. FROM MARCOPOLO		-
SEC. FOM M.S.VIGILANT	10,000.00	10,000.00
SEC. FROM NIRMAN ADVERTISING		-
SEC. FROM STS. FOR HOSTEL & INST	10,000.00	10,000.00
SEC. FROM VENTURES ADVERTISING	14,99,132.90	14,99,132.00
SEC FROM AB SERVICE		-
SEC FROM VASHIST MANPOWER		-
VASHISTH MANPOWER	1,00,000.00	1,00,000.00
SECURITY FROM ALERT INDUSRIAL SECURITY	13,692.00	13,692.00
SECURITY FROM ALMIL LTD	50,000.00	50,000.00
	1,000.00	1,000.00

SECURITY FROM BALAJI SERVICES	20,000.00	20,000.00
SECURITY FROM BA'S CATERERS	5,000.00	5,000.00
SECURITY FROM OSKAR SECURITY & FIRE SERVICE		-
SECURITY FROM SN ENTERPRISE		-
SEC FROM RAJESH KR. BATRA CONT	28,34,469.00	10,000.00
SECURITY FROM SHARDA SERVICES	10,000.00	10,000.00
SECURITY FROM SHIVAJI JOON	20,000.00	20,000.00
SECURITY FROM STS. LIQUIDABLE	45,200.00	45,200.00
SECURITY FROM UMESH PARSHAD CHAUDHRY	10,000.00	10,000.00
SECURITY FROM STUDENTS	1,80,000.00	
STAFF DEV FUND	11,000.00	11,000.00
SHIVA CONSTRUCTION CO. (SEC)	2,000.00	2,000.00
SR MOURYA EMD	3,500.00	3,500.00
STAFF SECURITY		-
STORAGE CHARGES	38,902.70	38,902.70
SWF A/C	4,870.00	4,510.00
TDS (CONT)	(23,68,356.75)	(12,98,017.75)
TOKEN FEES	1,20,000.00	1,20,000.00
CONVOCAION CHARGES	6,125.00	23,100.00
UNIVERSITY CONTINUATION FEE	2,34,800.00	2,34,800.00
UNIVERSITY DEVE. FEE	21,11,640.00	21,11,640.00
UNIVERSITY FEE	53,405.00	53,405.00
SCIENCE & TECH	54,70,085.90	-
CONVOCAION	16,76,417.00	-
IDENTY CARD STUDENT	3,82,870.00	-
MAGZINE STUDENT	23,400.00	-
MOB	22,87,916.00	-
T-SHIRT	2,51,590.00	-
UNIVERSITY REGISTRATION FEE	10,98,000.00	10,98,000.00
WESTECH SECURITIES PVT. LTD. SECURITY	1,00,000.00	1,00,000.00
VK SYSTEM EMD	(10,500.00)	(10,500.00)
PROVISION FOR TUTION FEES		-
HSCS ON LINE TEST	15,697.00	15,697.00
PROCESSING CHARGES	3,300.00	3,300.00
SECURITY FROM NARIENDER SHARMA		-
SECURITY FROM RB ENTERPRISES		-
SERVICE TAX & LABOUR CHARGES	(2,08,075.00)	(2,08,075.00)
WIFI GRANT	8,10,000.00	8,10,000.00
LOAN FROM SFS	1,00,000.00	
LOAN FROM SFS 10856	64,07,021.00	64,07,021.00
SECURITY FROM STUDENT	2,09,46,129.10	2,04,82,229.10
SECURITY FROM STUDENT		-
SECURITY ELEC. M/S NARESH KUMAR GUPTA	10,000.00	10,000.00
SECURITY FROM AB SERVICES (ELECT)	10,000.00	10,000.00
SECURITY FROM DEEP CONSTRUCTION		-
YMCA UNIVERSITY OF SCIENCE & TECHNOLOGY		-
AFFILIATION LIABILITIES	5,63,92,774.00	3,47,25,889.00
ALUMINE CHARGES	46,92,320.00	27,68,081.00
Akshat Mathur 19001701005	(6,000.00)	
ARCH EN DESIGN EMD/SECURITY	34,388.00	43,474.00
BIHAR STATE SCHOLARSHIP	1,11,250.00	38,085.00
CORPUS FUND	23,20,75,281.00	23,20,75,281.00
EXAMINATION FUND 30820		-
E- GOVERNA CHARGES	23,10,460.00	23,10,460.00
ELECTRICITY CHARGES PAYABLE	1,00,96,215.00	96,92,315.00
TEQIP REGISTRATION FEES		(11,000.00)
TERMINAL ID990	74,821.49	74,821.49
COUNSELLING CHARGES	1,55,350.00	1,55,350.00
DEVELOPMENT FEES	10,54,59,350.00	4,43,18,250.00
GST 2%		-
J&K SCHOLARSHIP	(2,41,820.00)	(2,41,820.00)
JOB READINESS FEES	27,94,100.00	
MAGZINE CHARGES	1,89,638.00	1,89,528.00
HSCS COUNCILING CHARGES	2,41,485.00	2,41,485.00
IDENTITY CARD CHARGES	16,76,895.00	13,20,395.00
INSURANCE CHARGES	1,87,800.00	1,63,450.00
LIBRARY SECURITY FROM STUDENT	2,63,72,960.00	1,96,40,760.00
ISHAAN KAUSHIK	(19,167.00)	(19,167.00)
MISC RECEIPT	1,28,13,669.49	99,92,206.87
RED CROSS CHARGES	9,44,880.00	4,95,620.00
PLAN FUND	(4,00,00,000.00)	(4,00,00,000.00)
PRERNA KUMAR ECE 314 2K11	500.00	500.00
THESIS FEE	27,41,000.00	27,23,500.00
WATER CHARGES	6,42,149.00	6,13,299.00
KAVITA RANI MSCM 952 2K10	138.00	138.00
S.A.F. A/C	(15,000.00)	5,71,735.00
PMSS	41,72,118.00	24,37,534.00
SECURITY FROM STUDENTS		-
TUTION FEE & DEVE. FEE	5,62,04,146.60	92,59,758.60
AC 1092		-
SALE OF APPLICATION FORM M. TECH, MSC PHD	10,44,050.00	10,44,050.00
UNIVERSITY FEE (HHF)	7,44,910.00	6,32,570.00
AICTE		-
SWAMI DAYANAND SCHOLARSHIP	15,000.00	15,000.00
VINEETA YADAV	100.00	100.00
Gaurkia Gupta-R 9738	7,418.00	7,418.00
PROSPECTUS CHARGES	7,99,475.00	5,27,975.00
RE ADMISSION FEES	55,000.00	55,000.00
LOVEKESH M2289		-
VISHWA PRAKASH MISSION		-
	65,66,09,611.35	49,65,79,936.93

Particulars	Gross Block					Depreciation on for the year	Total Depreciation n till 31.03.2022	Net Block as on 31.03.2022
	As at 01.04.2021	Addition	PRIOR PERIOD ADJUSTMENT	Deduction	As at 31.03.2022			
LAND, MATHURA ROAD, FARIDABAD	2,48,64,54,400.00	-		-	2,48,64,54,400.00			2,48,64,54,400.00
BUILDING	6,29,07,076.97	4,39,02,054.00		-	10,68,09,130.97		-	10,68,09,130.97
PLANT & MACHINERY	1,07,84,840.80	2,87,08,731.00		-	3,94,93,571.80		-	3,94,93,571.80
OFFICE EQUIPMENT	16,47,70,050.19	96,280.00		-	16,48,66,330.19		-	16,48,66,330.19
VEHICLES	61,54,866.13	2,27,602		-	63,82,468.13		-	63,82,468.13
FURNITURE & FIXTURE	1,00,66,169.10	1,19,88,725.00		-	2,20,54,894.10		-	2,20,54,894.10
COMPUTER/PERIPHERALS	3,42,26,900.05	18,18,449.00		-	3,60,45,349.05		-	3,60,45,349.05
SOFTWARE	22,34,995.00	-		-	22,34,995.00		-	22,34,995.00
ELECTRICAL INSTALLATION	2,65,54,602.00	1,97,396.00		-	2,67,51,998.00		-	2,67,51,998.00
LIBRARY BOOK	1,12,77,235.19	1,74,000.00		-	1,14,51,235.19		-	1,14,51,235.19
PLAN FIXED ASSETS	96,77,92,406.00	18,90,32,040.00		-	1,15,68,24,446.00		-	1,15,68,24,446.00
GOLDEN JUBILEE GATE	45,44,171.00	-		-	45,44,171.00		-	45,44,171.00
INCUBATION CENTRE	20,41,988.00	8,61,827.00		-	29,03,815.00		-	29,03,815.00
TOTAL	3,78,98,09,700.43	27,70,07,104.00		-	4,06,68,16,804.43	-	-	4,06,68,16,804.43

SCHEDULE-18 BRANCH/DIVISION		
BRANCH/ DIVISION		
RUSA GRANT IN AID	3,62,58,801.00	-
CONTROL OF EXAMINATION YMCA	-	-
SAF ACCOUNT	-	-
YMCA UNIVERSITY OF SCIENCE & TECH.	-	-
GENERAL 88	36,93,65,225.42	-
TOTAL	40,56,24,026.42	-

PARTICULARS	As at 31.03.2022 Rupees	As at 31.03.2021 Rupees
SCHEDULE - 15		
CURRENT ASSETS		
Cash and Bank Balances		
CASH IN HAND	1,050.86	1,050.86
Balances with scheduled banks		
IOB S/B A/C NO.85 CPF	29,90,333.07	1663755.79
IOB 31999	5,01,100.96	2,342.76
IOB 32042	7,24,134.20	6,95,000.00
IOB 32000	83,267.28	-
IOB S/B A/C 30787	6,05,448.68	3,00,701.46
IOB S/B A/C 30786	13,255.36	12,952.76
IOB S/B A/C NO.84 STIPEND A/C NO.84	4,07,197.44	3,90,215.44
IOB 17102(RED CROSS)	7,26,994.83	8,99,682.61
IOB S/B A/C NO.1092 STIPEND A/C NO.1092	-	-
IOB S/B A/C NO.11471 MODROM DR.A.K.SHARMA	6,17,877.20	15,27,460.20
IOB S/B A/C NO.15697-STAFF DEVELOPMENT	-	-
IOB S/B A/C NO.16119-PENSION A/C	58,663.49	54,071.69
IOB S/B A/C NO.17558 UGC	-	-
IOB S/B A/C NO. 9351	-	-
IOB SB A/C 15873 FBD-CBS	45,83,728.78	43,41,009.78
IOB S/B A/C NO 16122,FBD FEE	-	1,00,15,568.80
IOB S/B A/C NO. 17986 UGC COMMUNITY COLLEGE	-	-
IOB S/B A/C NO.15126	-	-
IOB S/B A/C NO.15125	-	-
IOB S/B A/C NO.15127	-	-
IOB S/B A/C NO.13065	-	-
IOB S/B A/C NO.9948 SECURITY	69,49,989.00	15,66,237.00
IOB S/B A/C NO.88/FBD GENERAL	14,65,83,894.18	3,51,71,506.09
IOB 32566	62,242.00	-
IOB 32392	3,49,782.00	-
IOB SB A/C 17955	-	-
IOB SB A/C 29639	27,17,342.94	(30,12,199.48)
ICICI 107901005394	19,233.00	10,788.00
SB A/C	-	-
HDFC A/C 71030	6,21,81,800.48	21,97,589.78
HDFC 31192	-	-
ICICI 05877	2,44,57,364.98	0.00
HDFC A/C 31192	-	-
HDFC A/C 98733	64,86,946.00	-
IOB SB A/C 86	1,63,56,751.50	1,54,97,567.18
S.B.I.SB A/C 35030 NIT FBD	8,53,534.85	82,78,941.15
I.O.B SB A/C 7131 FBD	-	-
IOB SB A/C 30820	31,08,974.35	14,38,530.15
I.B.O SB A/C 29765	-	-
IOB RED CROSS 17102	-	8,99,682.61
IOB 31198 NSS	5,34,667.28	7,30,275.98
BANK A/C	-	-
AXIS BANK 108258	2,56,240.00	4,32,871.00
LIQUI DEPOSIT A/C	5,417.78	5,417.78
	28,22,37,232.49	8,14,57,263.60
Cash and Bank Balances		
CPF	85,22,921.00	85,22,921.00
BOOKS AND L	-	-
STIPEND A/C NO.84	-	-
STIPEND A/C NO.1092	8,80,674.00	8,80,674.00
FDR STAFF DEVELOPMENT FUND	4,16,579.00	4,16,579.00
FDR 8872(SAF A/C)	1,25,00,000.00	-
FDR CORPOS FUND	-	-
FDR DEP/EQUIP REPLACE FUND	38,18,212.00	38,18,212.00
FDR EQUIP & FACILITY MAINT.	-	-
FDR CONTROL OF EXAMINATION YMCA	14,30,01,144.00	9,85,00,000.00
FDR IOB CORPUS	-	27,03,85,499.00
FDR SDF IOB	-	82,84,346.00
FDR IOB FEE	-	5,93,13,706.00
FDR	-	-
FDR RUSA	1,44,07,869.00	2,95,37,769.00
FDR (OUT OF CONTRACTOR SECURITY)	-	-
FDR (OUT OF PRIZES OF BOOKS)	-	-
FDR (OUT OF STAFF SECURITY)	-	-
FDR (OUT OF STS SECURITY)	-	-
FDR (OUT OF STUDENT SECURITY)	-	-
FDR (OUT OF EXAMINATION FEES)	-	-
FDR (OUT OF HOSTEL RENT & HSA)	-	-
FDR (OUT OF REGISTRATION FUND)	-	-
FDR (OUT OF UNIVESITY CONTINUATION FEE FUND)	-	-
FDR (OUT OF UNIVESITY DEV.FUND)	-	-



FDR (OUT OF PLAN GRANT)		-
FDR AFFILIATION FUND AXIS BANK		-
FDR AXIS (CORPUS FUND)		-
FDR AXIS (CPF)	7,62,03,087.00	6,91,75,811.00
FDR AXIS (FEE 16122)	15,34,34,556.00	11,23,65,451.00
FDR AXIS (PLAN)	7,02,27,190.00	6,35,71,788.00
FDR AXIS (SAF)		-
FDR AXIS (SDF)	1,06,09,235.00	1,00,00,000.00
FDR AXIS(SFS)	1,70,73,947.00	1,54,93,361.00
FDR AXIS BANK STIPEND		-
FDR AXIS EXAMINATION BRANCH		-
FDR AXIS (STIPEND)		2,65,70,275.00
FDR HDFC (AFFILIATION)		-
FDR EXAMINATION		-
FDR HDFC(CORPUS FUND)	3,69,05,076.00	3,87,29,254.00
FDR HDFC (FEE FUND)		-
FDR HDFC (CPF)		-
FDR HDFC (PLAN)		1,54,15,375.00
FDR HDFC (SDF)		-
FDR HDFC (SFS)		-
FDR INDIAN OVERSEAS BANK	65,11,45,823.00	3,16,80,886.00
FDR HDFC UGC COLLEGE	29,04,841.00	28,20,75,281.00
INTT ACCURED ON FDR	(13,91,277.00)	25,00,000.00
PROVISION FOR TUTION FEES		(13,91,277.00)
INTT ACCURED ON FDR		-
Fixed Deposits	1,20,06,59,877.00	1,14,58,45,911.00
Loans and Advances		-
(ADVANCES RECOVERABLE IN CASH OR IN KIND)		-
MODROB DR A.K.SHARMA		-
ACCRUED INCOME		-
MISC.		-
PMSSS		-
YMCA UST CPF/GPF ACCOUNT	12,85,28,282.00	10,65,07,887.00
DR. ASHOK PATHAK LIB. SEC		-
SANJEEV GOYAL	47,552.00	47,552.00
YMCA STAFF DEVELOPMENT FUND RECEIVABLE (SDF)	22,73,036.00	22,73,036.00
YMCA STAFF DEV.FUND-LOANS & ADVANCES	2,19,08,547.00	2,19,08,547.00
ABLAZE GLASS WORKS PVT. LTD.		41,809.00
AFFILIATION FUND HDFC (UNIVERSITY)		-
BSNL ADVANCE		-
AJANTA STEEL	7,852.00	-
ANJU GUPTA	95.00	95.00
ANNUAL MAINTENANCE CONTRACT	17,972.00	17,972.00
ASHISH MEDICARE		-
SANJEEV GOEL AP		-
FDR PLAN TRF HDFC		-
FDR AXIS BANK		-
LOAN FROM YMCA SB A/C 88 (UNIVERSITY)		-
LOAN TO 88		-
LOAN TO PLAN		-
LOAN & ADVANCE (SAF)	3,17,920.00	2,99,218.00
Loans and Advances (STAFF DEVE. FUND)	15,64,394.00	12,64,394.00
LOAN & ADVANCE (RUSA)	1,93,94,787.00	4,31,92,859.00
LOAN & ADVANCE (SCI. & TECH)	12,78,54,629.00	12,78,53,412.00
VASDEV MALHOTRA	(8,732.00)	(8,732.00)
YMCA UGC GRANT [XII PLAN]		-
YMCA UST (UGC COLLEGE COMMUNITY)	2,768.00	2,768.00
INFORMATIC PUBLISHING		-



BHARAT POWER SOL.
 QUARBAZ MAEKETING
 ERNET INDIA
 GLOBAL INF. SYSTEM
 BM HERO
 BSNL FARIDABAD
 EPC CONTRACT
 RASHMI AGGARWAL
 COMMUNITY COLLAGE EXP.
 COUNSELING CHARGES
 STUDENT INSURANCE EXP
 CYFUTURE INDIA PVT. LTD.ADVANCE
 CARRIER AIRCON LTD
 DHARAMBIR (RGF)
 DIRECTOR NIT
 DHOLPHINE
 DTE HARYANA (OLET MCA)
 DIRECTOR HSEDA CHANDIGRAH (HOSTEL FUND)
 IQAC - LOANS & ADVANCES
 ADVANCE TO PARTIES
 ADVANCE TO OTHER ACCOUNT
 ADVANCES TO EMPLOYEES
 INVESTMENT
 SECURITY WITH H.S.E.B.
 INVESTMENT
 MARRIAGE LOANS
 LOAN AND ADVANCE PLAN
 LOAN & ADVANCE OTHER
 SUSPENSE A/C

SUNDRY DEBTORS
 GENERAL 88
 YMCA UGC COMMUNITY COLLEGE
 CONTROL OF EXAMINATION YMCA
 SCIENCE & TECH

OTHER CURRENT ASSETS
 GROUP INSURANCE STAFF JCBUST

TDS recoverable

55,000.00	55,000.00
	-
3,87,257.00	3,87,257.00
16,500.00	16,500.00
500.00	500.00
11,534.00	11,534.00
	12.00
22,04,994.00	-
8,011.00	-
2,39,495.00	-
18,685.00	-
	-
14,517.00	-
	-
14,160.00	-
(1,06,150.00)	-
1,42,365.00	-
	-
72,89,291.00	-
1,00,22,219.00	-
16,65,200.75	-
	-
31,874.00	31,874.00
	-
(54,189.00)	-
30,00,000.00	-
77,10,718.47	1,93,44,931.72
(69,441.00)	(69,441.00)
33,45,11,643.22	32,31,78,984.72
	(15,89,158.00)
	(10,600.00)
32,565.00	32,565.00
TOTAL	(15,67,193.00)
183.00	183.00
TOTAL	183.00

56,77,134.24

30,45,595.24

SCHEDULE-16		
INVESTMENT		
INVESTMENT		-
CONFERENCE/STC		-
PLAN EXPENDITURE		-
CORPUS EXPENDITURE		-
OTHER INVESTMENT (SCIENCE & TECH)		(74,51,276.90)
OTHER INVESTMENT (GENERAL)		-
CONVOCAION		12,19,160.00
IDENTY CARD STUDENT		2,17,970.00
MAGZINE STUDENT		23,380.00
MOB		17,43,916.00
T-SHIRT		(2,51,190.00)
INVESTMENT	-	(44,98,040.90)
SCHEDULE-17		
BRANCH/DIVISION		
BRANCH/ DIVISION		
RUSA GRANT IN AID	-	(2,73,59,380.00)
CONTROL OF EXAMINATION YMCA	-	(7,49,17,486.02)
SAF ACCOUNT	-	-
YMCA UNIVERSITY OF SCIENCE & TECH.	18,06,76,360.44	8,02,65,926.44
GENERAL 88	1,60,58,102.00	(30,49,40,897.42)
TOTAL	19,67,34,462.44	(32,69,51,837.00)
SCHEDULE-19		
YOUTH RED CROSS JC BOSE UST		
YOUTH RED CROSS JC BOSE UST	7,36,994.83	9,09,682.61
TOTAL	7,36,994.83	9,09,682.61
SCHEDULE-20		
AICTE-PRERNA SCHEME		
AICTE PRERNA SCHEME GIA	7,24,134.20	6,95,000.00
TOTAL	7,24,134.20	6,95,000.00

*NOTES-PREVIOUS YEAR BALANCE OF RS. (82109788.29) SHOWS ADJUSTMENT IN P&L OF LAST YEAR
 HENCE THIS BALANCE ALSO EFFECTS CURRENT YEAR BALANCE BY RS (71365755.72) SO WE HAVE MADE AN ADJUSTMENT IN CURRENT YEAR'S P&L




SCHEDULE-21			
NSS			
P&L			
	TOTAL	5,90,016.28	7,35,624.98
		5,90,016.28	7,35,624.98
SCHEDULE-22			
IEEE STUDENT BRANCH JC BOSE UST YMCA			
P&L			
	TOTAL	62,242.00	
		62,242.00	
SCHEDULE-23			
NCC JC BOSE UST YMCA			
P&L			
	TOTAL	1,72,147.00	
		1,72,147.00	



BALANCE SHEET

2021-22

SELF FINANCE



J C BOSE UNIVERSITY OF SCIENCE & TECHNOLOGY,

YMCA, FARIDABAD

HARYANA -121006

BALANCE SHEET

2021-22

SELF FINANCE

J.C. BOSE UNIVERSITY OF SCIENCE & TECHNOLOGY, YMCA , FARIDABAD
CONSOLIDATED BALANCE SHEET AS AT 31.03.2022

ASSETS	YMCA UNIVERSITY	YMCA SELF	GRANT TOTAL
FIXED ASSETS	4,06,68,16,804.43	12,01,95,348.00	4,18,70,12,152.43
CASH & BANK BALANCE	28,22,37,232.49	1,63,77,360.82	29,86,14,593.31
FIXED DEPOSITS	1,20,06,59,877.00	9,08,02,964.00	1,29,14,62,841.00
LOANS & ADVANCES	33,45,11,643.22	12,36,67,807.75	45,81,79,450.97
TDS RECOVERABLE	56,77,134.24	-	56,77,134.24
SUNDRY DEBTORS	32,565.00	-	32,565.00
INVESTMENT	-	4,58,12,615.00	4,58,12,615.00
OTHER CURRENT ASSETS	183.00	8,11,674.00	8,11,857.00
BRANCH/DIVISION	19,67,34,462.44	-	19,67,34,462.44
TOTAL INCOME	6,08,66,69,901.82	39,76,67,769.57	6,48,43,37,671.39
LIABILITIES	YMCA UNIVERSITY	YMCA SELF	GRANT TOTAL
RESERVES & SURPLUS	4,38,30,49,112.03	6,86,14,048.51	4,45,16,63,160.54
FUNDS & BGRANTS	49,82,85,235.03	31,33,81,610.06	81,16,66,845.09
Corpus Endowment Fund	3,93,03,059.00	-	3,93,03,059.00
EQUIPMENT & FACILITY MAINTENANCE	98,76,155.00	-	98,76,155.00
YMCASTAFF DEV. FUND	81,59,211.20	-	81,59,211.20
UNSEC. LOANS	32,45,183.00	50,00,000.00	82,45,183.00
NON CURRENT LIABILITIES	8,25,18,308.79	-	8,25,18,308.79
CURRENT LIABILITIES	65,66,09,611.35	1,06,72,111.00	66,72,81,722.35
BRANCH/DIVISION	40,56,24,026.42	-	40,56,24,026.42
TOTAL OF LIABILITIES	6,08,66,69,901.82	39,76,67,769.57	6,48,43,37,671.39

0

0

For GSN & CO
Chartered Accountants

[Signature]
CA SUNIL GUPTA
 Membership No. 539780
 FRN: 030161N
 Place : FARIDABAD
 Dated : 02/12/2022

J C BOSE UNIVERSITY OF SCIENCE & TECHNOLOGY YMCA

[Signature]
 Controller of Finance
 J.C. Bose University of Science
 & Technology, YMCA, Faridabad

[Signature]
 Senior Accounts Officer
 J.C. Bose University of Science
 & Technology, YMCA, Faridabad

[Signature] 2/12/2022
 Registrar
 J.C. Bose University of Science
 & Technology, YMCA, Faridabad

J.C. BOSE UNIVERSITY OF SCIENCE & TECHNOLOGY, YMCA, FARIDABAD
INFORMATION TECHNOLOGY SELF FINANCE COURSE
INCOME & EXPENDITURE 2021-22

EXPENDITURE	2021-22	2020-21	INCOME	2021-22	2020-21
PAY AND ALLOWANCE	36090465.00	13761326.00	MISC INCOME	32001.00	0.00
SUB TOTAL	36090465.00	13761326.00	MBA INCOME	0.00	62150.00
CAREER COUNCELLING CELL	9000.00	0.00	RECOVERY ON NOTICE PERIOD	21157.00	0.00
B.TECH ELECTRONICS DEPARTMENT	17278349.00	18091437.00	BRIDGE COURSE INCOME	150000.00	3953859.00
B.TECH IT EXPENSES	21897924.00	18606362.00	BUILD RENT & ELEC MOTHER DAIRY	28800.00	26400.00
COMPUTER APPLICATION	11053975.00	9905615.00	INTEREST INCOME	4499821.00	1067905.00
BSC CHEMISTRY EXPESNES	308266.00	104364.00	TUITION FEES	133400000.00	98929137.00
BSC MATH EXPENSES	1970644.00	2743350.00			
BSC PHYSICS EXPENSES	4439479.00	7776722.00			
MSC CHEMISTRY EXPENSES	1213737.00	3222655.00			
MSC EVS	6000.00	61336.00			
MSC MATH	326165.00	4000.00			
MSC PHYSICS	224978.00	9000.00			
CAREER COUNCELLING EXPENSES	0.00	15500.00			
TFDT WORKSHOP EXPENSES	0.00	22367.00			
MANAGEMENT EXPENSES	29154907.00	19794294.25			
MAINTENANCE	463463.00	0.00			
M TECH CE EXP	0.00	2517748.00			
M TECH ELECTRICAL EXPENSES	0.00	5171770.00			
ECE EXPENDITURE	0.00	45000.00			
LIBRAL ARTS & MEDIA STUDIES	10058189.00	8005515.00			
FOUNDATION DAY UNIVERSITY	0.00	59772.00			
MARIT CUM MEANS SCHOLARSHIP	121250.00	238750.00			
PHD SCHOLARSHIP	250000.00	820000.00			
RESEARCH & DEVELOPMENT	718607.00	0.00			
ADJUNCT FACULTY	420000.00	0.00			
LOSS ON SALE OF CAR	503099.00	0.00			
RESEARCH CONTINGENCIES	0.00	5000.00			
SANITIZATION	0.00	117000.00			
SECURITY CHARGES	0.00	7521700.00			
VIDYARATHI VIGYANMANTHAN 19-20	0.00	38469.00			
ISRD DEPARTMENT	635135.00	0.00			
CIVIL ENGG. DEPARTMENT	24700.00	0.00			
LIFE SCIENCE DEPARTMENT	193487.00	0.00			
PHD EXPENDITURE	10740.00	0.00			
INTEREST ON LOAN	22192.00	0.00			
MTECH CE EXPENSES	3325619.00	0.00			
MTECH ELECTRICAL EXPENSES	1569491.00	0.00			
MTECH ELECTRONICAL EXPENSES	4208662.00	0.00			
EXAMINATION EXP. PHD	19680.00	0.00			
GUEST HOUSE EXPENSES	36304.00	0.00			
SILVER MEMENTO	23175.00	0.00			
CRYSTAL MEMENTO FOR UST	41890.00	0.00			
MTECH IT EXPENSES	3553998.00	2796992.00			
MTECH ENERGY AND ENV.ENGG.EXP	255200.00	0.00			
COMMISSION ON SALE	6800.00	0.00			
SOCIETY FOR FUSION OF SCI & TECH	250000.00	0.00			
CM VISIT EXPENDITURE	823352.00	0.00			
BRIDGE COURSE EXPENSES	886058.00	348296.00			
TEQUIP FUND	8323156.00	0.00			
SUB TOTAL	124627671.00	108043014.25			
TOTAL RS.	160718136.00	121804340.25			
EXCESS OF INCOME OVER EXPENDITURE	(2,25,86,357.00)	(1,77,64,889.25)			
CARRIED TO B/S	(2,25,86,357.00)	(1,77,64,889.25)			
TOTAL RS.	138131779.00	104039451.00	TOTAL RS.	138131779.00	104039451.00

For GSN & CO
Chartered Accountants

[Signature]
 CA SUNIL GUPTA 030161N
 Membership No. 539780
 FRN: 030161N
 Place : FARIDABAD
 Date: 02/12/2022
 UDN: 23539780BGWJVC2834

J C BOSE UNIVERSITY OF SCIENCE & TECHNOLOGY YMCA

[Signature]
 Senior Accounts Officer
 J.C. Bose University of Science
& Technology, YMCA, Faridabad

[Signature]
 Controller of Finance
 J.C. Bose University of Science
& Technology, YMCA, Faridabad

[Signature]
 Registrar

J.C. Bose University of Science
& Technology, YMCA, Faridabad

**INFORMATION TECHNOLOGY SELF FINANCE COURSE
BALANCE SHEET AS AT 31-3-2022**

LIABILITIES	NOTE	2021-22	2020-21	ASSETS	NOTE	2021-22	2020-21
CAPITAL	1			FIXED ASSETS	2		
FUNDS		73259803.31	72329547.31	TANGIBLE ASSETS			
CAPITAL		240121806.75	240121806.75	BUILDING		93270568.00	81126069.00
RESERVE & SURPLUS		68614048.51	91200405.51	COMPUTER/PERIPHARELS		185488.00	100215.00
		<u>381995658.57</u>	<u>403651759.57</u>	ELECTRICAL INSTALLATION		3820054.00	3820054.00
				FURNITURE & FIXTURE		7739448.00	7247919.00
LOAN (LIABILITY)				LIBRARY BOOK		3675391.00	3664251.00
LOAN	6	5000000.00	5000000.00	OFFICE EQUIPMENT		10024218.00	9647598.00
		<u>5000000.00</u>	<u>5000000.00</u>	PLANT & MACHINERY		775880.00	775880.00
				VEHICLES		0.00	639099.00
				TUBEWELL		76576.00	76576.00
CURRENT LIABILITY	7			INTANGIBLE ASSETS			
CREDITORS		1371140.00	872295.00	SOFTWARE	3	627725.00	627725.00
OTHER CURRENT LIABILITY		9300971.00	7260738.00				
		<u>10672111.00</u>	<u>8133033.00</u>			<u>120195348.00</u>	<u>107725386.00</u>
				INVESTMENT			
				INVESTMENT	4	45812615.00	45812615.00
						<u>45812615.00</u>	<u>45812615.00</u>
				CURRENT ASSETS	5		
				CASH & BANK BALANCE		16377360.82	9353038.82
				DEPOSIT		90802964.00	72500000.00
				LOAN & ADVANCE		123667807.75	180252428.75
				OTHER CURRENT ASSETS		811674.00	1141324.00
						<u>231659806.57</u>	<u>263246791.57</u>
TOTAL		397667769.57	416784792.57	TOTAL		397667769.57	416784792.57

For GSN & CO
Chartered Accountants

CA SUNIL GUPTA
Membership No. 539780
FRN: 030161N
Place: FARIDABAD
Date: 02/12/2022

UDIN: 23539780BGWTVL2834

J C BOSE UNIVERSITY OF SCIENCE & TECHNOLOGY YMCA

[Signature]
Controller of Finance
J.C. Bose University of Science
& Technology, YMCA, Faridabad

[Signature]
Senior Accounts Officer
J.C. Bose University of Science
& Technology, YMCA, Faridabad

[Signature]
Registrar
J.C. Bose University of Science
& Technology, YMCA, Faridabad

NOTE-5 CURRENT ASSETS

LOAN & ADVANCE (ASSETS)	21-22	20-21
MARRIAGE LOAN	185000	200000
ANIRUDDH VIJAY AP MBA	0	3000
ADITYA KUMAR AP IT	0	0
ZOHA ASGHAR	-43252	-43252
AJANTA STEELS	14240	14240
ARPITA CHATERJEE	0	0
BHARTIYA SHIKSHAN	0	118000
AV SCIENCE AND TEC (MTECH)	10125	10125
COMIC CON INDIA PVT. LIMITED	44840	44840
DOLPHIN COMPUTER	0	0
EARNET INDIA	3000	3000
ENGINEER MODEL & EQUIPMENT	0	0
EXECUTIVE ENGINEER PWD B&R	26456918	26456918
ANURADHA	0	2314
EXECUTIVE ENGINEER PWD B&R (BRIDGE COURSE)	1122100	1122100
EXECUTIVE ENGINEER PWD B&R (ECE)	7038000	7038000
EXECUTIVE ENGINEER PWD B&R (MCA)	1478000	1478000
EXECUTIVE ENGINEER PWD B&R (MTECH)	1993082	1993082
TARUNA NARULA	-1319	-1319
GEN ACC 88	38360659	38360659
GEN ACCOUNT AXIS BANK	16068980	16068980
YMCA GENERAL BRANCH	-5291853	-5759926
YMCA UNIVERCITY OF SCIENCE & TECHNOLOGY BRANCH	-8381989	30177611
HATRON CHANDIGRAH	852345	852345
HDFC 71030 (UNIVERSITY)	0	27729324
HOSTAL BRANCH	835666	835666
JK CEMENT WORKS	1500	1500
LOAN TO PENSION A/C	7000000	7000000
RUSA BRANCH	29680224	19956343
LOAN TO UGC XII OLAN	6407021	6407021
MALA GUPTA (MTECH)	40000	40000
MANEESHA GARG (MTECH)	0	464
MANI KANT YADAV AP	0	3000
MARKS MARKETING P LTD. (MTECH)	34840	34840
MARKS MARKETING P LTD.	14353	14353
MEASURE INDIA CORPORATION PVT LTD	0	0
NARESH YADAV AP	0	95000
NEETU GUPTA AP	0	873
JYOTSANA CHAWLA	11920.75	11920.75
RAMRAS PAL PRODUCTION	0	0
ROSHAN LAL MURTI	101155	101155
SAF (BRIDGE COURSE)	38400	38400
SHANKER SINGH TOMER ADVANCE	-474752	-474752
SHIV STEEL FURNITURE	14794	14794
SHRI HARI GI STEEL	28394	28394
SOCIETY FOR FUSION O SCIENCE & TECHNOLOGY	0	250000
SITA RAM AP	0	0
STERLING AUTOMOBILIE	15891	15891
VERTEX AGENCIES	4525	4525
VICTOR GAMBHIR DTE	5000	5000
TOTAL	123667808	180252429



NOTE-5 CURRENT ASSETS		
DEPOSITS	21-22	20-21
FDR	0	0
FDR ECE	0	0
FDR MCA	0	0
FDR IOB	90802964	72500000
FDR MTECH	0	0
TOTAL	90802964	72500000
CASH & BANK BALANCE	21-22	20-21
IOB SB A/C 10856	16365360.82	8567038.82
LQP A/C	12000	786000
TOTAL	16377361	9353039
OTHER CURRENT ASSETS	21-22	20-21
COMMISSIONER FARIDABAD	0	329650
SUSPENSE (MTECH)	1000	1000
INTT ON TDS	-1285	-1285
SECURITY WITH HSEB	511305	511305
TDS ON INT (BRIDGR COURSE)	28008	28008
TDS ON INT (MOTO & MOUNT)	1778	1778
TDS ON INTT (MTECH)	83367	83367
TDS ON INTT	61330	61330
TDS ON INTT. (ECE)	63527	63527
TDS ON INTT (LEET)	6357	6357
TDS ON INTT (MCA)	56287	56287
TOTAL	811674	1141324



NOTE-4 INVESTMENT		
INVESTMENT	21-22	20-21
AICTE (GATE SCHOLARSHIP)MTECH	6896000	6896000
MATH WORKSHOP	32169	32169
COMMUNITY COLLAGE RAC EXP.	0	0
STIPEND TO GATE SCORE (MTECH)	38884446	38884446
TOTAL	45812615	45812615



NOTE-6 LOAN (LIABILITY)		
LOAN (LIABILITY)	21-22	20-21
LOAN FROM 9948	5000000	5000000
LOAN FROM GENERAL A/C	0	0
TOTAL	5000000	5000000



NOTE-7 CURRENT LIABILITY		
SUNDRY CREDITORS	21-22	20-21
A C SHARMA EXPERT	4147	4147
AMANDEEP KAUR AP MJC CR	-100	-100
BHARTI ELECTRONIC	5690	0
ABC PUBLISHERS	2699	0
DIKSHA CONSTRUCTION	37168	0
GEMINI CATERERS	463	463
INTERNATIONAL BOOK CENTER	78204	0
JEEVAN JYOTI ENTERPRISES	73600	73600
MAX SYSTEM PVT LTD	10362	10362
MULTIPLY	14282	14282
N K TIWARI GUEST FACULTY	0	-30000
NAMAN 08037	0	5000
NEHA GOYAL AP MBA	0	0
RAMU DUBEY AP MATH	0	0
SAPNA TANEJA AP MBA	0	0
SHANKER SINGH TOMER	668251	767941
SUBHASH JAGOTA EXPERT	2000	2000
TECHNICAL BUREAU INDIA	7754	0
TECHNIZ BOOKS	95091	0
TOTAL BROADCAST SOLUTION	13241	0
TRINETRIX	333688	0
V K JAIN EXPERT	3000	3000
EKTA SALES CORPORATION	0	0
HOVER LABS CR	0	0
MANOJ KUMAR APPERENTICE LIBRARY	0	0
PRIDHI SANJAY BANSAL	-1200	-1200
POOJA GARG GUESH FACILITY MATH	22800	22800
RAMRAS PAL SINGH PROD ASSTT.	0	0
TOTAL	1371140	872295



NOTE-7 CURRENT LIABILITY		
OTHER CURRENT LIABILITY	21-22	20-21
ANIL KUMAR JE	2841	2841
BHARTI ELECTRONIC SECURITY	2808	2808
BHUSHAN & BHUSHAN SECURITY	401	401
BISHAN PAL (RECOVERY ACCOUNT	92126	92126
CGST (TDS) 1%	-81998	-143878
LABOUR CESS BRIDGE COURSE	156807	110733
CPF	507190	476410
HOUSE AND FAN RENT	75476	0
CORONA RELIEF FUND	0	0
DEEPAK TWEATIA MBA IST YEAR	0	0
GAURAV MEHLAWAT B. TECH IT 4TH	0	0
HEMANT TEWATIA B. TECH CE 2ND YEAR	50000	50000
EXCEL TECHNOLOGY SECURITY	909	909
IGST (TDS) 2%	138238	31434
RELIABLE INSTRUMENTS CO. SECURITY	0	0
RISING SUN ENTERPRISE SECURITY	18374	18374
SACHIN B. TECH CE 3RD YEAR	0	50000
SALARY PAYABLE	5692385	4984673
SANDEEP MAHLAWAT B.VOC 2ND YEAR	50000	50000
SECURITY FROM STUDENT	76000	76000
SERVICE TAX ON LABOUR CHARGES	0	0
SGST (TDS) 1%	-81998	-143878
SS ENGINEERING SECURITY	6999	6999
SWF	1100	1060
TDS	951213	282926
TDS ON SALARY	1263100	931800
VINYTICS PERIPHERALS PVT LTD SECURITY	1623	1623
WHEAT LOAN	18900	18900
COMMUNITY COLLAGE RAC DIPLOMA	358477	358477
BRIDGE COURSE FEES	0	0
TOTAL	9300971	7260738



NOTE-1 CAPITAL		
FUNDS	21-22	20-21
FUND FROM TOOL ENGINEER	196277	196277
INTEREST FUND OUT OF FDR WITH HBH	2711343	2711343
DEVELOPMENT FUND	25396000	25396000
INTEREST ON FDR	12668350	12668350
INTEREST FUND	26202301	25272045
INTEREST FUND OUT OF FDR	5748532	5748532
MISC. GRANT	337000	337000
TOTAL	73259803	72329547



NOTE-1 CAPITAL		
CAPITAL	21-22	20-21
CAPITAL A/C ECE	50994487	50994487
CAPITAL A/C (LEET)	4543901	4543901
CAPITAL A/C (MBA)	4426116	4426116
CAPITAL A/C (MTECH)	128927851	128927851
CAPITAL A/C (BRIDGE COURSE)	11248403	11248403
CAPITAL (MCA)	38767264	38767264
CAPITAL (MOTO & MOUNT CLUB)	1213785	1213785
TOTAL	240121807	240121807

RESERVE & SURPLUS	21-22	20-21
EXCESS OF INCOME OVER EXPENDITURE PREVIOUS YEAR	91200406	108965295
EXCESS OF INCOME OVER EXPENDITURE CURRENT YEAR	-22586357	-17764889
TOTAL	68614049	91200406



NOTE-2 FIXED ASSETS (TANGIBLE ASSETS)

PLANT AND MACHINERY	21-22	20-21
AIR CONDITIONER	136282	136282
AIR CONDITIONER (MTECH)	581098	581098
LCD (SAMSUNG)	45000	45000
REFRIGRATOR	13500	13500
TOTAL	775880	775880

VEHICLES	21-22	20-21
CAR (MARUTI VXi) REGISTRAR	0	639099
TOTAL	0	639099

OFFICE EQUIPMENT	21-22	20-21
EQUIPMENT	3981744	3981744
METERS PREPAID	376620	0
EQUIPMENT (BRIDGE COURSE)	1839310	1839310
EQUIPMENT (ECE)	1916639	1916639
EQUIPMENT (LEET)	148836	148836
EQUIPMENT(MOTO & MOUNT)	32656	32656
EQUIPMENT (MTECH)	1627389	1627389
EQUIPMENT(WORKSHOP) MCA	64171	64171
HOSPITAL LAB EQUIPMENT ECE	36853	36853
TOTAL	10024218	9647598

LIBRARY BOOK	21-22	20-21
LIBRARY BOOK (MBA)	151336	151336
LIBRARY BOOK (BRIDGE COURSE)	698200	698200
LIBRARY BOOK (ECE)	37614	37614
LIBRARY BOOK(MTECH)	272092	272092
LIBRARY BOOK OUT OF GRANT (MTECH)	312532	312532
LIBRARY BOOK	2000429	1999259
LIBRARY BOOK (MCA)	203188	193218
TOTAL	3675391	3664251



NOTE-2 FIXED ASSETS (TANGIBLE ASSETS)

BUILDING	21-22	20-21
BANK BUILDING	1108049	1108049
BUILDING (BRIDGE COURSE)	6500000	6500000
BUILDING (LEET)	3600000	3600000
BUILDING (MTECH)	1300000	1300000
BUILDINDG (COMPUTER ENGG BLOCK)	14926398	14926398
BUIDING (EC ACD & MTECH) ECE	8000000	8000000
BUILDING (MTECH BLOCK)	7369017	7369017
BUIDING (MTECH ENGINEER BLOCK) MCA	1800000	1800000
BUILDING (RENOVATION OF LOBBY)	779957	779957
CAR/SCOOTER PARKING	769484	769484
GIRLS HOSTEL BUILDING	8377193	
LECTURE HALL	38740470	34973164
TOTAL	93270568	81126069

FURNITURE & FIXTURE	21-22	20-21
FURNITURE AND FIXTURE	4779117	4287588
BENCHES	474820	474820
FURNITURE & FIXTURE (BRIDGE COURSE)	173446	173446
FURNITURE & FIXTURE (LEET)	9672	9672
FURNITURE & FIXTURE (MBA)	350648	350648
FURNITURE & FIXTURE(MCA)	515538	515538
FURNITURE & FIXTURE (ECE)	556212	556212
FURNITURE & FIXTURE (MTECH)	503233	503233
FURNITURE FOR LIBRARY	376762	376762
TOTAL	7739448	7247919

TUBEWELL & WATER SUPPLY SYSTEM	21-22	
TUBEWELL	76576	76576
TOTAL	76576	76576

ELECTRICAL INSTALLATION	21-22	20-21
TRANSFORMER	3820054	3820054
TOTAL	3820054	3820054

COMPUTER/PERIPHERALS	21-22	20-21
COMPUTER (MCA)	40768	40768
LAPTOP	144720	59447
TOTAL	185488	100215



NOTE-3 FIXED ASSETS (INTANGIBLE ASSETS)		
SOFTWARE	21-22	20-21
SOFTWARE	627725	627725
TOTAL	627725	627725

