


635  
15/4/12

YMCA UNIVERSITY OF SCIENCE & TECHNOLOGY  
SECTOR-6, FARIDABAD-121006  
(Haryana)



**Balance Sheet (General Head)  
2016-2017**

## Auditor's Report

The Executive Council

YMCAUST Faridabad

We have audited the attached Balance sheet of YMCA University of Science & Technology. Ad consolidated as at 31 March 2017, the profit and loss account annexed there to. These statements are the responsibility of the university management. Our responsibility is to an as an opinion on these on these financial statements based on our audit.

- (1) We conducted our audit in accordance with auditing standards generally accepted in India. Those Standards require that plan and perform the audit to obtain reasonable assurance about whether the financial statement is free of material mis-statement. An audit includes examining, on at test basis evidence supporting the amounts and disclosures in the financial statements. An audit also includes assessing the accounting principles used and significant estimates made by management, as well as evaluating the overall financial statement presentation. We believe that our audit provides a reasonable basis for our opinion
- (2) We report that
  - (a) We have obtained all the information and explanations, which to the best of our acknowledge and belief were necessary for the purpose of our audit.
  - (b) In our opinion, proper books of account, as required by the law, have been kept by the university so far as appears from our examinations of those books.
  - (c) The Balance Sheet, the income and expenditure account dealt with by this report are in agreement with the books of accounts.
  - (d) In our opinion and to the best of our information and accordance to the explanations give to us, the said accounts read together with the significant Accounting Policies and other notes thereon give the information required by the Companies Act, 1956 accounting Principals generally accepted in India subjected to  
"The university has maintained records showing full particulars, including quantitative details and situation of fixed asset department wise /workshop wise/ lab. However, the same are note reconciled with financial records. Further depreciation is not being provided on fixed assets
- (3) In so far as it is Relates to Balance Sheet of the state of affairs of the University as at 31<sup>st</sup> MARCH 2017
- (4) In so far as it is relates to Income & Expenditure Account the Surplus/Deficit of the university for the year ended on that date and



**YMCA UNIVERSITY OF SCIENCE & TECHNOLOGY  
BALANCE SHEET AS AT 31ST MARCH, 2017**

SOURCE OF FUNDS	SCH	AS AT 31.03.2017	AS AT 31.03.2016
Excess of Income over Expenditure (Grant A/C)	1	6990996.72	24853401.39
Excess of Expenditure over Income (Pension A/C)	2	-2118920.00	-2134890.00
Excess of Expenditure over Income (Gratuity A/C)	3	(792,535)	-1682429.00
Corpus Endowment Fund	4	308,677,905	276154695.64
Depreciation Fund /Equipmnet Replacement Fund	5	35,966,836	34076878.00
Equipment/Facilitiy Maintenance	6	9,923,667	8855486.00
Staff Development Fund	7	24,921,418	24631678.08
Providend Fund	8	73,116,655	68179512.79
HSC FOR SCIENCE & TECHNOLOGY	8A	2,998,040	-144101.00
TAME 2012 ( MECHANICAL)	8B	5,886	5886.00
Grants in aid for Capital Exp. From State Govt. & Others	9	2,691,724,533	2629558314.75
<b>SECURE LOAN</b>	10	-	0.00
Current Liabilities			
Current Liabilities	11	84,480,640	96408075.30
<b>TOTAL</b>		<b>3235895120.52</b>	<b>3158562507.95</b>
<b>APPLICATION OF FUNDS</b>			
<u>Fixed Assets</u>	12	2,126,628,797	2128104400.26
<u>Current Assets</u>	13		
Cash and bank balances		101,767,922	142966851.41
Fixed Deposits		992,202,595	877853111.81
Loans & Advances		12,778,582	8298565.47
TDS recoverable		2,517,224	1339579.00
		1,109,266,323	1030458107.69
<b>TOTAL</b>		<b>3235895120.52</b>	<b>3158562507.95</b>
Significant Accounting Policies and Notes to Accounts	14		

The schedules referred to above and notes thereon form an integral part of the Balance Sheet.  
As per our Report of even date

For CA SUNIL GUPTA  
Chartered Accountants

CA SUNIL GUPTA  
Membership No. 539780

*S. S. S.*  
Chief Accounts Officer  
YMCA University of Science & Technology, Faridabad

YMCA UNIVERSITY OF SCIENCE & TECHNOLOGY

*S. S. S.*  
25/3/18  
Controller of Finance

Controller of Finance  
YMCA University of Science & Technology, Faridabad

*S. S. S.*  
Registrar

Registrar  
YMCA University of Science & Technology, Faridabad

**YMCA UNIVERSITY OF SCIENCE & TECHNOLOGY**  
**INCOME & EXPENDITURE ACCOUNT FOR THE YEAR ENDED 31ST MARCH, 2017**

PARTICULARS	Sch	CURRENT YEAR	PREVIOUS YEAR
<b>INCOME</b>			
GRANTS IN AID RECD.FROM STATE GOVT		110,000,000.00	105,600,000.00
TUITIONS FEES		77,311,031.00	69,595,160.00
SALE OF FORMS & PROSPECTUS			
INCOME FROM INTEREST		1,811,334.00	7,486,571.01
MISC.RECEIPTS		3,693,555.00	2,369,375.00
<b>TOTAL</b>		<b>192,815,920.00</b>	<b>185,051,106.01</b>
<b>EXPENDITURE</b>			
ACADEMIC BRANCH	14	11,027,180.00	1,657,544.00
ACCOUNTS BRANCH		11,955,990.47	17,942,708.55
CHIEF HOSTEL WARDEN		1,483,609.00	784,152.00
COMPUTER SCIENCE & ENGG.DEPTT		22,183,863.00	24,976,979.00
CONTROLLER OF EXAM OFFICE		781,286.00	1,742,273.00
ELECTRICAL ENGG.DEPTT.		15,941,037.00	15,277,160.00
ELECTRONICS ENGG.DEPTT		16,775,009.00	14,161,595.00
ESTABLISHMEHT BRANCH		4,174,751.00	3,028,796.00
HUMANITIES & APPLIED SCIENCES		843,010.00	5,530,543.00
LIBRARY		7,433,572.00	4,402,813.00
MAINTENANCE SECTION		28,763,237.00	21,871,530.00
MECHANICAL ENGG.DEPTT		43,879,315.00	34,408,954.00
PURCHASE & STORE BRANCH		10,247,071.00	4,899,555.00
REGISTRAR OFFICE		3,093,701.20	1,587,442.00
TRAINING & PLACEMENT OFFICE		1,680,213.00	823,555.00
UNIVERSITY HEALTH CENTRE		209,063.00	765,697.00
VICE CHANCELLOR'S OFFICE		2,919,991.00	1,802,758.00
WORKSHOP		27,086,426.00	25,418,157.00
		<b>210,478,324.67</b>	<b>181,082,211.55</b>
<b>EXCESS OF EXPENDITURE OVER INCOME</b>		<b>(17,662,404.67)</b>	<b>3,968,894.46</b>
<b>TOTAL RS.</b>		<b>192,815,920.00</b>	<b>185,051,106.01</b>

As per our Report of even date  
 For CA SUNIL GUPTA  
 Chartered Accountants  
 Membership No. 539780

CA SUNIL GUPTA  
 Membership No. 539780

**YMCA UNIVERSITY OF SCIENCE & TECHNOLOGY**

*Sunil Gupta*  
 Controller of Finance  
 YMCA University of Science & Technology, Faridabad

*Sunil Gupta*  
 Registrar  
 YMCA University of Science & Technology, Faridabad

Place : FARIDABAD  
 Dated . 31/01/2018

**YMCA UNIVERSITY OF SCIENCE & TECHNOLOGY**  
Schedule forming part of Balance Sheet

PARTICULARS	As at 31.03.2017 Rupees	As at 31.03.2016 Rupees
<b>SCHEDULE - 1</b>		
Excess of Income over Expenditure	24,653,401.39	20,684,506.93
<b>OPENING BALANCE</b>		
Balance	24,653,401.39	20,684,506.93
Add: excess of income over expenditure	(17,662,404.67)	3,968,994.46
	6,990,996.72	24,653,401.39
<b>SCHEDULE-2</b>		
<b>PENSION A/C</b>		
BALANCE BF	(2,134,890.00)	(1,658,840.00)
GRANT IN AID RECEIVED FROM STATE GOVT	11,031,033.00	16,725,931.00
LESS-PENSION PAID	11,015,063.00	17,201,981.00
	(2,118,920.00)	(2,134,890.00)
<b>SCHEDULE-3</b>		
<b>GRATUITY A/C</b>		
BALANCE BF	14,450,466.00	(687,951.00)
GRANT IN AID RECEIVED FROM STATE GOVT	14,450,466.00	17,800,522.00
LESS:GRATUITY PAID	15,243,001.00	17,112,571.00
	(792,535.00)	18,795,000.00
		(1,682,429.00)
<b>SCHEDULE-4</b>		
<b>CORPUS ENDOWMENT FUND</b>		
CAPITAL FUND	180,930,397.64	180,930,397.64
INTEREST FUND	145,850,547.00	113,327,338.00
TRANSFER TO STAFF DEVELOPMENT FUND	326,780,944.64	294,257,735.84
LOAN TO STAFF DEV.FUND	18,093,040.00	18,093,040.00
	10,000.00	10,000.00
	308,677,904.64	276,154,695.64
<b>SCHEDULE - 5</b>		
<b>DEP/EQUIPMENT REPLACEMENT FUND</b>		
CAPITAL FUND	23,096,240.00	23,096,240.00
INTEREST FUND	12,870,596.00	10,980,638.00
	35,966,836.00	34,076,878.00
<b>SCHEDULE-6</b>		
<b>EQUIPMENT &amp; FACILITY MAINTENANCE FUND</b>		
CAPITAL FUND	5,773,560.00	5,773,560.00
INTEREST FUND	4,150,209.00	3,081,966.00
LESS B.C	102.10	40.00
	9,923,666.90	8,855,486.00
<b>SCHEDULE-7</b>		
<b>STAFF DEVELOPMENT FUND</b>		
CAPITAL FUND	18,093,040.00	18,093,040.00
INTEREST FUND	11,957,082.12	11,480,006.12
LOAN FROM GEN A/C88	130,767.00	130,767.00
LOAN FROM HARISH	35,000.00	35,000.00
LOAN FROM SHRUTI SHARMA	155,733.00	155,733.00
TDS	10,000.00	10,000.00
MISC.INCOME	30,381,622.12	29,884,546.12
LOAN FROM CORPUS FUND	1,137.42	1,034.50
<b>LESS:</b>		
BANK CHARGES	3,287,555.00	3,177,151.00
REGISTRATION FEES PAID	309,514.00	309,514.00
REFRESHMENT CHARGES	201,588.00	201,588.00
HONORARIUM TO GUEST LECTURE	175,471.00	273,021.54
MISC.EXPENSES	1,346,863.00	1,190,033.00
TA TO STAFF	7,950.00	7,950.00
PROCESSING & OPERATIONAL EXP.	92,576.00	92,576.00
OPENING BALANCE	37,550.00	
MAT LAB EXPNESES		
<b>TOTAL</b>	<b>24,921,417.70</b>	<b>24,631,678.08</b>



SCHEDULE-8 PROVIDEND FUND	73,116,654.79	68,179,512.79
SCHEDULE-8 A GRANT (HSC FOR SCIENCE & TECHNOLOGY)	6,367,645.00	1,836,050.00
Less: Expenditure	3,359,005.00	1,980,151.00
	2,998,040.00	(144,101.00)
SCHEDULE-8 B TAME 2012 ( MECHANICAL)	283,250.00	283,250.00
SEMINAR ON GRAPH THERY	228,588.00	228,588.00
Less: Expenditure	48,776.00	48,776.00
LESS: EXPENDITURE ON GRAPH THERY	5,886.00	5,886.00

PARTICULARS	As at 31.03.2017 Rupees	As at 31.03.2016 Rupees
SCHEDULE-9 GRANTS & AIDS & FUNDS FOR CAPITAL EXPENDITURE FROM STATE GOVT.& OTHERS		
RECURRING GRANTS FOR CAPITAL ASSETS	551,664.30	551,664.30
STATE GOVT FOR CAPITAL EXPENDITURE		
INSTITUTION BUILDING		
STUDENTS AMENTIES		
STAFF QUARTERS		
INDIGENOUS EQUIPMENTS		
OVERHEAD EXPENDITURE DEBITED TO BUILDING (NR)		
BOOK BANK		
COMPUTER ENGG.BLOCK	3,797,000.00	3,797,000.00
OTHER WORKSHOP DEVELOPMENT	310,000.00	310,000.00
BROCHING MACHINE	80,000.00	80,000.00
MODERNISATION OF WORKSHOP	20,580,000.00	20,580,000.00
AID FROM STUDENTS FOR BOOK BANK	13,500.00	13,500.00
AID FROM STUDENTS FOR LIBRARY BOOKS	30,500.00	30,500.00
CM DISCRETIONARY FUNDS INSTITUTE DEV	500,000.00	500,000.00
AID FROM STUDENTS FOR TUBEWELL	19,200.00	19,200.00
AID FOR BOOKS FOR SC/ST STUDENTS	544,500.00	544,500.00
GIRLS HOSTEL	12,200,000.00	12,200,000.00
GRANTS FOR COMP CAD/COMP.LAB	4,047,782.00	4,047,782.00
LAND FROM HARYANA GOVT	1,936,000,000.00	1,936,000,000.00
GRANT FROM UGC XII PLAN SCHEME	49,000,000.00	28,000,000.00
GRANT IN AID FOR COMMUNITY	6,568,000.00	6,568,000.00
	<b>2,033,690,482.00</b>	<b>2,012,590,482.00</b>
AID FROM GERMANY	624,480.56	624,480.56
AID FROM WEST GERMANY	3,486,960.24	3,486,960.24
AID FOR EQUIPMENT IN KIND	8,000.00	8,000.00
MINI BUS	60,878.31	60,878.31
CUSHION EQUIPMENT	39,474.61	39,474.61
SALE OF HOUSE HOLD EFFECTS OF GERMAN	<b>4,219,793.72</b>	<b>4,219,793.72</b>
OTHER FUNDS	263,128.92	248,934.92
INTEREST FUND		28,475.00
INTEREST FUND OUT OF FDR PLAN	3,034,385.78	3,034,385.78
HOSTEL FUND (OUT OF FEES & RENT)	110,590.68	110,590.68
HOSTEL FAN FUND	84,420.07	84,420.07
OUTSIDE JOB FUND	16,582.13	16,582.13
ENDOWMENT FUND	600,000.00	600,000.00
STIPEND FUND FOR COMPUTER EQUIPMENT	29,061.40	29,061.40
PRIZES FUND	53,350.00	53,350.00
LIBRARY FUND	5,795,539.50	5,795,539.50
INTEREST FUND OUT OF STUDENTS SECURITY	6,660,766.00	342,566.00
TDS REFUND RECEIVED	342,566.00	1,344,651.00
INTEREST FUND FROM UGC GRANT	1,429,847.00	1,344,651.00
	<b>12,633,699.98</b>	<b>11,688,459.48</b>

ADVANCE TECH COURSES	270,833.20	270,833.20
INTEREST FUND	1,200,000.00	1,200,000.00
GRANT IN AID (NON RECURRING)	(17,943.15)	(17,943.15)
EXCESS OF EXPENDITURE OVER INCOME	<u>1,452,890.05</u>	<u>1,452,890.05</u>
[ ]		
DIRECT CENTRAL ASSISTANCE-I ( 3 LACS)		
DIRECT CENTRAL ASSISTANCE-II ( 7.50 LACS)	750,000.00	750,000.00
GRANTS IN AID (NON RECURRING)	55,368.00	55,368.00
INTEREST FUND	<u>805,368.00</u>	<u>805,368.00</u>
LESS:	8,080.00	8,080.00
TRAINING MATERIAL	6,435.05	6,435.05
PRINTING AND STATIONERY	179.85	179.85
BANK CHARGES	<u>790,673.10</u>	<u>790,673.10</u>
DIRECT CENTRAL ASSISTANCE-III		
GRANTS IN AID FOR COMPUTER	300,000.00	300,000.00
INTEREST FUND	5,970.50	5,970.50
	<u>305,970.50</u>	<u>305,970.50</u>
DIRECT CENTRAL ASSISTANCE-IV		
GRANTS IN AID FOR INDUSTRY INSTRUMENT	200,000.00	200,000.00
AID FROM STUDENT FOR AIR COOLER	5,004.80	5,004.80
INTEREST FUND	13,038.25	13,038.25
EXCESS OF INCOME OVER EXPENDITURE	4,501.60	4,501.60
	<u>222,544.65</u>	<u>222,544.65</u>
DIRECT CENTRAL ASSISTANCE-V ( 7 LACS)IQAC		
MODERNISATION AND REMOVAL OF OBSOCLENCE	450,070.00	450,035.00
INCOME FROM INTEREST	16,594.00	5,328.00
	<u>466,664.00</u>	<u>455,363.00</u>
LESS:	8,870.00	8,870.00
PRINTING CHARGES	44,753.04	12,985.50
BANK CHARGES	7,657.50	
SHORT & EXCESS COLLECTION	<u>407,383.46</u>	<u>435,507.50</u>
CONTINUING EDUCATION PROGRAMME		
GANTS IN AID (NON RECURRING)	350,000.00	350,000.00
INTEREST FUND	141,870.00	141,870.00
PROFIT & LOSS A/C	253,398.38	253,398.38
	<u>745,268.38</u>	<u>745,268.38</u>
LESS EXCESS RETURNED TO AICTE NEW DELHI	382,207.43	382,207.43
	<u>363,060.95</u>	<u>363,060.95</u>
DIRECT CENTRAL ASSISTANCE -VI		
GRANTS IN AID (NON RECURRING)	1,200,000.00	1,200,000.00
INTEREST FUND	134,315.50	134,315.50
	<u>1,334,315.50</u>	<u>1,334,315.50</u>
LESS:	21,920.00	21,920.00
ADVERTISEMENT A/C	382.95	382.95
PRINTING & STATIONERY	6,240.00	6,240.00
TRAINING MATERIAL	10.00	10.00
BANK CHARGES	<u>1,305,762.55</u>	<u>1,305,762.55</u>



DIRECT CENTRAL ASSISTANCE -VII		
GRANTS IN AID (NON RECURRING)	1,000,000.00	1,000,000.00
INTEREST FUND	85,828.00	85,828.00
MISC RECEIPTS (UNCLAIMED EMD)	6,600.00	6,600.00
	<u>1,092,228.00</u>	<u>1,092,228.00</u>
LESS:		
ADVERTISEMENT EXP	39,726.00	39,726.00
PRINTING AND STATIONERY	658.95	658.95
BANK CHARGES	305.88	305.88
	<u>1,051,537.17</u>	<u>1,051,537.17</u>
ENT ,MANG.DEVELOPMENT PROGRAMME		
GRANT IN AID (NON RECURRING)	600,000.00	600,000.00
INTEREST FUND	92,876.00	92,876.00
SURPLUS	238,864.65	238,864.65
	<u>931,540.65</u>	<u>931,540.65</u>
LESS:		
AICTE NEW DLEHI (GRANT RETURNED)	240,042.25	240,042.25
ADVERTISEMENT FOR EQUIPMENT	13,397.00	13,397.00
	<u>678,101.40</u>	<u>678,101.40</u>
<b>NSS</b>		
Cont.for HIV / AIDS Camp	50,000.00	50,000.00
Cont from Red Cross	6,340.00	6,340.00
NSS grant for regular activities	402,000.00	402,000.00
Student contribution for NSS	27,824.00	27,824.00
Interest fund	127,861.00	127,861.00
Vasudev Malhotra	800.00	800.00
	<u>614,825.00</u>	<u>614,825.00</u>
LESS:		
Entry fees in seminar	600.00	600.00
Health check up expenses	5,805.00	5,805.00
Independent day celebration	13,205.00	13,205.00
Entertainment expenses	38,956.50	38,956.50
Misc. Cotgencies	13,543.00	13,543.00
Pocket expenses	63,735.00	63,735.00
Refreshment on Blood Donation	16,833.00	16,833.00
Refreshment on World Aids Day	2,274.00	2,274.00
TA to staff	2,266.00	2,266.00
Camp expenses	38,137.00	38,137.00
Fees to MDU	16,551.00	16,551.00
Bank Charges	89.00	89.00
First aid home nursing	9,000.00	9,000.00
Audit fees	1,058.00	1,058.00
expenses on AIDS Awareness	12,290.00	12,290.00
Grant n Aid Returned back	346,956.50	346,956.50
Red Cross (A/c Mno. 17102	33,526.00	33,526.00
	<u>600,000.00</u>	<u>600,000.00</u>
<b>MODROBS</b>		
Grant in aid for modernisation	38,849.00	38,849.00
Interest fund	638,849.00	638,849.00
	<u>13,572.00</u>	<u>13,572.00</u>
Less: Advertisement expenses	<u>625,277.00</u>	<u>625,277.00</u>
<b>MODROBS-H.L.SARKAR</b>		
Grant in air (HLS)	500,000.00	500,000.00
Interest fund	53,722.00	53,722.00
Loan from RGF	4,349.00	4,349.00
	<u>558,071.00</u>	<u>558,071.00</u>
LESS:		
Honorarium to experts	400.00	400.00
Advertisement expenses	15,113.00	15,113.00
	<u>542,558.00</u>	<u>542,558.00</u>



**INDL INST. PARTNERSHIP PROGRAM**

Grant in aid for Industrial Institute

Interest fund	900,000.00	900,000.00
	<u>59,337.00</u>	<u>59,337.00</u>
	<b>959,337.00</b>	<b>959,337.00</b>
<b>LESS:</b>		
Honorium and TA to experts	9,280.00	9,280.00
Misc. Contingencies	14,783.00	14,783.00
TA to staff	5,700.00	5,700.00
Internet connection expenses	10,255.00	10,255.00
Entertainment charges	1,297.00	1,297.00
Bank charges	153.00	153.00
	<u>927,869.00</u>	<u>927,869.00</u>
<b>T A P T A C-(PROF.S N ALI)</b>		
Grant in aid for Computer application	900,000.00	900,000.00
Interest fund	83,466.00	83,466.00
<b>MISC RECEIPT</b>	555.00	555.00
	<u>984,021.00</u>	<u>984,021.00</u>
<b>LESS:</b>		
Honorium to experts	400.00	400.00
Misc. Contingencies	34,306.00	34,306.00
Printing & Stationery	211.00	211.00
TA to staff	701.00	701.00
Entertainment charges	304.00	304.00
Bank charges	475.00	475.00
	<u>947,624.00</u>	<u>947,624.00</u>
<b>T A P T E C-(DR.S.S.TYAGI)</b>		
Grant in aid for TAPTEC	525,000.00	525,000.00
Interest Fund	40,959.30	40,959.30
Loan RGF	6,770.00	6,770.00
Misc income	182.00	182.00
	<u>572,911.30</u>	<u>572,911.30</u>
<b>LESS:</b>		
Honorium/TA	2,816.00	2,816.00
Bank charges	105.30	105.30
	<u>569,990.00</u>	<u>569,990.00</u>
<b>MODROB - G R NAGPAL</b>		
Grant in aid for MODROBS	800,000.00	800,000.00
Interest Fund	28,939.00	28,939.00
	<u>828,939.00</u>	<u>828,939.00</u>
Less: Honorium/TA	888.00	888.00
Less: Short & excess	9.00	9.00
	<u>828,042.00</u>	<u>828,042.00</u>
<b>MODROBS DR.ASHOK KUMAR ARORA</b>		
Grant in aid for MODROBS	300,000.00	300,000.00
Interest Fund	11,990.00	11,990.00
Loan from RGF	15,000.00	15,000.00
	<u>326,990.00</u>	<u>326,990.00</u>



SAF ACCOUNT		
STUDENTS FUND	5,849,047.85	1,182,349.00
Interest Fund	24,789,136.08	44,209.00
	<b>30,638,185.93</b>	<b>1,226,558.00</b>
<b>Less:</b>		
OTHER	5,059,050.80	892,058.00
LONS	25,145,838.24	10,300.00
Honorarium to research staff		8,000.00
MISC	63,459.54	29,569.00
Printing & stationery		21,303.00
Quality Improvement programme		1,500.00
Registration fees		3,500.00
TA to staff		20,368.00
	<b>369,837.35</b>	<b>241,960.00</b>
<b>MODROBS DR A K S. (6.00 Lacs)</b>		
Grant in aid (AICTE)	600,000.00	600,000.00
Interest Fund	19,684.00	19,684.00
	<b>619,684.00</b>	<b>619,684.00</b>
<b>Less:</b>		
Excess of income over expenditure	2,333.00	2,333.00
	<b>617,351.00</b>	<b>617,351.00</b>
<b>MODROBS DR A K S. (10.00 Lacs)</b>		
Grant in aid	1,000,000.00	1,000,000.00
Interest Fund	38,932.00	38,181.00
	<b>1,038,932.00</b>	<b>1,038,181.00</b>
<b>Less:</b>		
Audit fees	2,704.00	2,704.00
Bank charges	1,676.10	177.00
	<b>1,034,551.90</b>	<b>1,035,300.00</b>
<b>MODROBS DR SANJEEV KUMAR</b>		
Grant in aid	1,835,000.00	1,835,000.00
Interest Fund	25,417.00	25,417.00
	<b>1,860,417.00</b>	<b>1,860,417.00</b>
<b>Less:</b>		
Bank charges	150.00	150.00
	<b>1,860,267.00</b>	<b>1,860,267.00</b>
<b>YMCA (WORLD BANK PROJECT)</b>		
Misc. Receipts	42,000.00	42,000.00
Excess of income over expenditure	87,201,902.00	87,201,902.00
	<b>87,243,902.00</b>	<b>87,243,902.00</b>
<b>Less:</b>		
Funds transfer to Grant account	9,983.00	9,983.00
	<b>87,233,919.00</b>	<b>87,233,919.00</b>
<b>STIPEND FUND 1092 &amp; 84</b>		
Stipend Fund ( Out of interest fund)	17,019,637.25	16,484,083.25
Donation for books		287,500.00
Loan from General fund	287,500.00	
Misc Income	168,135.19	
	17,475,272.44	16,771,583.25
<b>Less:</b>		
Scholarship from R.K. FUND	600,000.00	800,000.00
Aid to Gen a/c for computer	3,842,312.00	3,219,312.00
Merit scholarship	2,374.00	2,374.00
Newspaper	10,260.00	10,260.00
Printing & Stationery	153,000.00	153,000.00
University Medal (convocation)	459,000.00	459,000.00
Medals on convocation	169,042.00	169,042.00
Prize to 1 & 2 position	3,954.50	3,954.50
Bank Charges		
	<b>12,235,329.94</b>	<b>12,154,640.75</b>
<b>COMPUTER FUND</b>	<b>1,379,100.00</b>	<b>1,379,100.00</b>
Less: Installation & rent charges		
	<b>1,379,100.00</b>	<b>1,379,100.00</b>



EXAMINATION FUND (CBS)		
EXAMINATION FUND (CBS)	500,000.00	500,000.00
INTEREST FUND	180,877.00	154,466.00
	(101.43)	(90.00)
	<u>680,876.57</u>	<u>654,400.00</u>
<b>YMCA UNIVERSITY OF SCIENCE &amp; TECHNOLOGY</b>		
INTEREST FUND		
LOAN FROM YMCA A/C 88	17,129,226.04	13,180,323.67
YMCA M. TECH A/C 11162	(7,295,245.00)	(7,278,517.00)
YMCA SFS A/C	(1,495,000.00)	(1,150,000.00)
DR. R. K. FUND	(9,890.00)	70,000.00
EXAMINATION FEE FUND	1,033,900.00	848,680.00
HOSTEL RENT FUND	13,945,394.00	16,667,632.00
H.S.A. CHARGES FUND	3,627,222.00	5,878,222.00
INTT. FUND OUT OF SEC. FROM STS	6,185,550.00	5,026,600.00
REGISTRATION FEE FUND	14,603,554.00	9,406,280.00
UNIVERSITY CONT. FEE FUND	5,149,400.00	5,167,400.00
UNIVERSITY DEVELOPMENT CHARGES FUND	4,802,735.00	3,670,735.00
UNIVERSITY FEE (HBF) FUND	14,415,618.00	11,759,518.00
	288,580.00	235,660.00
	<u>73,379,044.04</u>	<u>63,753,842.67</u>
<b>INTEREST FUND (PENSION A/C)</b>		
INTEREST FUND		
LOAN FROM YMCA SB A/C 88	654,251.00	539,811.00
HOUSE & FAN RENT	(1,945,165.00)	(1,945,174.00)
LOAN FROM SFS	1,644.00	1,644.00
	7,000,000.00	7,000,000.00
	<u>5,720,730.00</u>	<u>5,598,281.00</u>
<b>GRANT IN AID (PLAN)</b>		
Interest Fund	437,500,000.00	412,500,000.00
	50,638,212.00	20,363,050.00
	<u>488,138,212.00</u>	<u>432,863,050.00</u>
<b>Less:</b>		
Pay & Allowance (PLAN)	45,292,741.00	17,638,499.00
CPF	990.00	751,991.00
	45,293,731.00	18,390,490.00
	<u>442,844,481.00</u>	<u>414,472,560.00</u>
<b>YMCA UST (UGC Community College)</b>		
GRANT FOR COMMUNITY COLLEGE	4,022,127.00	1,698,000.00
FEE FROM STUDENTS	62,800.00	145,500.00
INTEREST FUND	107,953.96	80,069.00
	<u>4,192,680.96</u>	<u>1,903,569.00</u>
<b>Less:</b>		
ADMISSION/EXAMINATION ASSESSMENT	65,818.00	58,248.00
HONORARIUM TO VISITING		806,891.00
MISC/OFFICE EXP	1,756,670.00	438,332.00
SCHOLARSHIP	293,399.00	226,000.00
TRAVELLING /INDUSTRIAL VISIT	124,000.00	29,436.00
ADVERTISEMENT CHARGES	5,393.00	28,044.00
BANK CHARGE	68.59	179.04
MATERIAL & SUPPLY		21,382.00
TRAINING MATERIAL/CONSUMABLE		273,261.00
	<u>1,927,332.37</u>	<u>23,787.96</u>
<b>Grand Total</b>	<b>2,691,724,533.03</b>	<b>2,629,583,14.75</b>
<b>SCHEDULE - 10</b>		
<b>SECURED LOANS</b>		
INTT. ON HOSTEL LOAN	1,264,000.00	1,264,000.00
LESS PAYMENT OF INTEREST ON HOSTEL LOAN	1,264,000.00	1,264,000.00
	<u>-</u>	<u>-</u>



SCHEDULE - 11  
CURRENT LIABILITIES AND PROVISIONS

Current Liabilities		
INCOME TAX SALARY	1,089,762.00	1,089,212.00
INSURANCE CHARGES	(18,425.00)	(18,425.00)
RED CROSS CHARGES	3,030.00	3,030.00
STAFF DEV.FUND PAYABLE	2,272,084.24	2,273,036.00
CONVOCAION CHARGES	318,723.00	877,147.00
LOANS AND ADVANCES	74,619.00	2,041,858.00
DSS INDIA LTD SECURITY A/C		
EARNEST MONEY DEPOSIT		10,000.00
E. GOVERNS	2,931,950.00	1,232,566.00
MAGZINE CHARGES	39,991.00	39,991.00
EXAMINATION FEE	37,922.00	23,192.00
GIRLS HOSTEL SECURITY CHARGES	14,543,384.00	8,027,520.00
G.P.F AND G.I.S	2,639,217.00	2,639,217.00
HOSTEL RENT	20,176.00	20,176.00
INTT ON P.F LATE DEPOSIT	(28,947.00)	(22,947.40)
MRS ELSAMMA JACOB SECURITY A/C	1,448.00	1,448.00
OLD BOYS ASSOCIATION	2,000.00	2,000.00
ONE INDIAN CLEAN INDIA	1,478,740.00	1,013,070.00
ONE INDIA SKILL INDIA	50,119.00	8,717.00
OPENING OF BANK ACCOUNT	50,119.00	8,717.00
RADHA KRISHNAN FUND	59,000.00	59,000.00
REGISTRATION FEE PH.D	443,706.00	443,706.00
S.A.F. A/C	70,000.00	70,000.00
SALARY PAYABLE	(759,369.00)	(759,369.00)
SECURITY FROM ANATA ASSOCIATE	10,136,335.00	17,497,390.00
SALE OF HSCS INFOR BROUCHER	25,000.00	25,000.00
SEC FROM ALAKNANDA ADVERTISING	62,556.00	62,556.00
SEC FROM K.R ADVERTISING	10,000.00	10,000.00
SEC. FOM M.S VIGILANT	10,000.00	10,000.00
SEC. FROM NIRMAN ADVERTISING	10,000.00	10,000.00
SEC. FROM STS. FOR HOSTEL & INST	10,000.00	10,000.00
SEC. FROM VENTURES ADVERTISING	2,526,719.00	618,202.00
SECURITY FROM ALERT INDUSRIAL SECURITY	100,100.00	10,000.00
SECURITY FROM ALMIL LTD	50,000.00	50,000.00
SECURITY FROM BALAJI SERVICES	1,000.00	1,000.00
SECURITY FROM BA'S CATERERS	810,000.00	20,000.00
SECURITY FROM OSKAR SECURITY & FIRE SERVICE	5,000.00	5,000.00
SECURITY FROM SN ENTERPRISE	100,000.00	100,000.00
SECURITY FROM SHARDA SERVICES	20,000.00	100,000.00
SECURITY FROM SHIVAJI JOON	10,000.00	10,000.00
SECURITY FROM SHIVAJI JOON	20,000.00	20,000.00
SECURITY FROM STS LIQUIDABLE	20,000.00	20,000.00
SECURITY FROM UMESH PARSHAD CHAUDHRY	45,200.00	45,200.00
SHIVA CONSTRUCTION CO. (SEC)	100,000.00	20,000.00
SR MOURYA EMD	2,000.00	2,000.00
STAFF SECURITY	3,500.00	1,500.00
STORAGE CHARGES	1,000.00	1,000.00
SWF A/C	38,902.70	38,902.70
TDS (CONT)	20,000.00	10,310.00
UNIVERSITY CONTINUSION FEE	3,640.00	112,730.00
UNIVERSITY DEVE. FEE	163,995.00	234,800.00
UNIVERSITY FEE	10,000.00	2,111,640.00
UNIVERSITY REGISTRATION FEE	234,800.00	53,405.00
VK SYSTEM EMD	2,111,640.00	1,098,000.00
HSCS ON LINE TEST	53,405.00	10,000.00
PROCESSING CHARGES	15,697.00	45,697.00
SECURITY FROM NARIENDER SHARMA	3,300.00	3,300.00
SECURITY FROM RB ENTERPRISES	1,087,500.00	5,031.00
SERVICE TAX & LABOUR CHARGES	(269,556.00)	20,000.00
SECURITY FROM STUDENT	75,762.00	(51,681.00)
SECURITY FROM DEEP CONSTRUCTION	(7,000.00)	(7,000.00)
	10,000.00	10,000.00



YMCA UNIVERSITY OF SCIENCE & TECHNOLOGY	2,347,960.00	2,310,460.00
E- GOVERNA CHARGES	6,306,000.00	5,234,000.00
ELECTRICITY CHARGES PAYABLE	155,350.00	155,350.00
COUNSELLING CHARGES	132,288.00	98,628.00
MAGZINE CHARGES	241,485.00	241,485.00
HSCS COUNCILING CHARGES	149,725.00	130,085.00
IDENTITY CARD CHARGES	28,990.00	21,997.00
INSURANCE CHARGES	2,728,383.00	1,392,315.00
MISC RECEIPT	310,680.00	152,280.00
RED CROSS CHARGES	500.00	500.00
PRERNA KUMAR ECE 314 2K11	867,500.00	590,000.00
THESIS FEE	374,694.00	282,544.00
WATER CHARGES	136,738.00	138.00
KAVITA RANI MSCM 952 2K10	2,526,284.80	6,209,075.00
S.A.F. A/C	19,207,353.00	28,010,970.00
SECURITY FROM STUDENTS	4,206,042.00	9,029,798.00
TUTION FEE & DEVE. FEE	15,000.00	15,000.00
AC 1092	1,044,050.00	28,550.00
SALE OF APPLICATION FORM M. TECH , MSC .PHD	142,974.00	(150.00)
UNIVERSITY FEE (HHF)	336,000.00	409,500.00
AICTE	100.00	100.00
VINEETA YADAV	7,418.00	7,418.00
Gaukia Gupta-R 9738	229,425.00	229,425.00
PROPSPECTUS CHARGES	55,000.00	55,000.00
RE ADMISSION FEES	2,125.00	2,125.00
LOVEKESH M2289		
	<b>84,480,639.74</b>	<b>96,408,075.30</b>

PARTICULARS	As at	As at
	31.03.2017	31.03.2015

**SCHEDULE - 13**

**CURRENT ASSETS**

Cash and Bank Balances	9,958.00	39,843.00
CASH IN HAND		
Balances with scheduled banks	2,680,626.79	1,776,501.79
IOB S/B A/C NO.85 CPF	3,075,044.48	3,555,489.48
IOB S/B A/C NO.84 STIPEND A/C NO.84	257,279.96	84,062.96
IOB S/B A/C NO.1092 STIPEND A/C NO.1092	19,233.90	19,982.00
IOB S/B A/C NO.11471 MODROM DR.A.K.SHARMA	3,508,647.00	2,631,510.62
IOB S/B A/C NO.15597-STAFF DEVELOPMENT	3,601,810.00	3,481,400.00
IOB S/B A/C NO.16119-PENSION A/C	14,889,256.00	90,920.46
IOB S/B A/C NO.17558 UGC	680,875.60	654,409.00
IOB SB A/C 15873 FBD-CBS	22,952,244.04	71,267,524.67
IOB S/B A/C NO.16122.FBD FEE	1,934,137.37	23,826.96
IOB S/B A/C NO.17986 UGC COMMUNITY COLLEGE	2,819,541.24	952,621.64
IOB S/B A/C NO.15126	665,778.00	639,859.00
IOB S/B A/C NO.15125	20,631.90	20,081.00
IOB S/B A/C NO.15127	7,740.73	6,965.83
IOB S/B A/C NO.13065	(217,066.28)	31,975.00
IOB S/B A/C NO.9948 SECURITY	32,819,989.48	(9,794,529.83)
IOB S/B A/C NO.88/FBD GENERAL	13,754.00	13,754.00
IOB SB A/C 17955	(1,422,342.60)	2,221,818.00
IOB SB A/C 29639	377,799.05	104,012.00
S.B.I SB A/C 35030 NIT FBD	11,096.33	11,096.33
I.O.B SB A/C 7131 FBD	407,384.46	415,507.50
I.B.O SB A/C 29765	12,654,303.00	64,738,000.00
LIQUI DEPOSIT A/C	101,757,964.45	142,927,008.41

<b>Cash and Bank Balances</b>	<b>101,767,922.45</b>	<b>142,966,851.41</b>
CPF	81,683,475.00	70,040,754.00
BOOKS AND L		
STIPEND A/C NO.84	4,688,584.00	4,510,549.00
STIPEND A/C NO.1092	3,211,077.00	3,187,863.00
FDR STAFF DEVELOPMENT FUND	20,272,244.00	19,804,852.00
FDR CORPOS FUND	306,879,310.00	277,092,738.00
FDR DEP/EQUIP REPLACE FUND	35,288,867.00	30,502,553.00
FDR EQUIP & FACILITY MAINT.	9,902,835.00	8,835,405.00
FDR	36,500.00	36,500.00
FDR (OUT OF CONTRACTOR SECURITY)	600.00	600.00
FDR (OUT OF PRIZES OF BOOKS)	78,748.00	72,218.00
FDR (OUT OF STAFF SECURITY)	1,000.00	1,000.00
FDR (OUT OF STS SECURITY)	10,742,329.00	9,868,102.00
FDR (OUT OF STUDENT SECURITY)	49,143,417.00	24,195,918.00
FDR (OUT OF EXAMINATION FEES)	13,380,968.00	5,007,904.00
FDR (OUT OF HOSTEL RENT & HSA )	8,071,451.00	7,511,855.00
FDR (OUT OF REGISTRATION FUND)	2,690,486.00	2,503,953.00
FDR (OUT OF UNIVESITY CONTINUATION FEE FUND)	4,883,340.00	1,752,767.00
FDR (OUT OF UNIVESITY DEV.FUND)	13,633,892.00	5,633,892.00
FDR (OUT OF PLAN GRANT)	444,692,748.00	412,872,162.00
INTT ACCURED ON FDR	(4,987,827.00)	(1,096,348)
INTT ACCURED ON FDR	(11,891,449.00)	(4,281,745)
	<b>992,202,595.00</b>	<b>877,853,111.81</b>
<b>Fixed Deposits</b>		
<b>Loans and Advances</b>		
(ADVANCES RECOVERABLE IN CASH OR IN KIND)	(2,371,240.00)	
MODROB DR A K SHARMA	3,807.00	3,807.00
SANJEEV GOYAL	4,868.00	52.00
YMCA STAFF DEVELOPMENT FUND RECEIVABLE (SDF)	2,273,036.00	2,273,036.00
YMCA STAFF DEV FUND-LOANS & ADVANCES	15,731.00	15,731.00
CARRIER AIRCON LTD	1,640.00	1,640.00
IQAC - LOANS & ADVANCES	3,000,000.00	20,000.00
ADVANCES TO EMPLOYEES	1,228,495.00	6,000.00
SECURITY WITH H. S.E.B.	162,345.00	31,874.00
MARRIAGE LOANS	702,170.00	500.00
Loans and Advances	7,759,730.00	5,945,925.47
(as per list)		
	<b>12,778,582.00</b>	<b>8,298,565.47</b>
	<b>2,517,223.64</b>	<b>1,339,579.00</b>

TDS recoverable



YMCA University of Science and Technology, Faridabad

Schedul-14

ACCOUNTING POLICIES & NOTES ON ACCOUNTS FORMING PART OF  
BALANCE SHEET AND PROFIT & LOSS ACCOUNT

Accounting Policies.

General

Accounting policies not specifically referred to otherwise are consequent and in consonance with generally accepted accounting principles.

(1) Revenue Recognition.

Expenses and income considered payable and receivables respectively are accounting for on accrual basis except for fees, sale of scrap etc. Which are accounted on cash basis.

(2) FIXED Assets.

Fixed Assets are stated at their original cost.

(3) Depreciation on fixed asset.

Depreciation on fixed assets is being not provided.

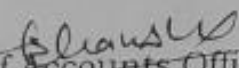
(4) Retirement Benefit.

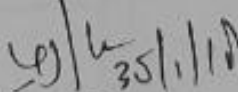
The liabilities towards retirement benefits are accounted for on paid basis.


Notes on Accounts:-

- (1) The land has been provided by Haryana Govt free of cost land has been incorporated at value at Rs 1,93,60,00,000/- at the prevailing circle rate.
- (2) The institute has been treating a large no of capital items purchased out of Grant received from Haryana Govt. as revenue expenditure under the head "capital items purchased out of recurring grant"
- (3) Balance sheet as on 31.03.2017 and income & expenditure for the year ending 31.03.2017 does not include details for which separate Balance sheet will be prepared.
- (4) Balances of sundry debtors, creditors, advances, personnel accounts are subject to confirmations.
- (5) Advances recoverable included Rs. 12778582 (previous year Rs.8298565.47) certain old balances which have not been adjusted/settled
- (6) Previous year figures have been Re-grouped, Re-arranged wherever necessary.

FOR YMCA UNIVERSITY OF SC & TECH, FARIDABAD

  
Chief Accounts Officer  
YMCA University of Science  
& Technology, Faridabad

  
Controller of Finance  
YMCA University of Science &  
Technology, Faridabad

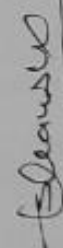
  
Registrar  
YMCA University of Science &  
Technology, Faridabad


**YMCA UNIVERSITY OF SCIENCE & TECHNOLOGY  
SCHEDULE-12 FIXED ASSETS AS ON 31.03.2017**

Particulars	Gross Block			Depreciation till 31.03.2016	Depreciation for the year	Total Depreciation till 31.03.2016	Net Block as at 31.03.2016	Net Block as at 31.03.2017
	As at 01.04.2015	Addition	Deduction					
LAND Mathura Road, Faridabad	1936000000.00	-	-	-	-	-	1,936,000,000.00	1,936,000,000.00
Building	22,999,453.88	-	-	-	-	-	22,999,453.88	22,999,453.88
Equipment	132,225,036.25	-	1,475,602.83	-	-	-	132,225,036.25	130,749,433.42
Furniture and Fixtures	2,857,444.69	-	-	-	-	-	2,857,444.69	2,857,444.69
Computers and Softwares	29,813,921.05	-	-	-	-	-	29,813,921.05	29,813,921.05
Library Books	4,208,544.39	-	-	-	-	-	4,208,544.39	4,208,544.39
Motor Bus	-	-	-	-	-	-	-	-
<b>TOTAL</b>	<b>2,128,104,400.26</b>	<b>-</b>	<b>1,475,603</b>	<b>-</b>	<b>-</b>	<b>-</b>	<b>2,128,104,400.26</b>	<b>2,126,628,797.43</b>

Note Land has been incorporated in the books at circle rates. As the same has been given free of cost, the amount has been credited to State Govt.

**YMCA UNIVERSITY OF SCIENCE & TECHNOLOGY**

  
**Chief Accounts Officer**  
**YMCA University of Science & Technology, Faridabad**

  
**Registrar**  
**YMCA University of Science & Technology, Faridabad**



## SCHEDULE-14

0

PARTICULARS	As at 31.03.2017 Rupees	As at 31.03.2016 Rupees
<b>ACADEMIC BRANCH</b>		
ADVERTISMENT CHARGES	134,885.00	181,883.00
ANNUAL SUBSCRIPTION CHARGES	86,500.00	49,000.00
EXAMINATION EXPENSES	2,214,423.00	61,281.00
MISC. CONTINGENCIES	95,050.00	62,922.00
PAY & ALLOWANCS	7,455,385.00	1,224,230.00
PRINTING & STATIONERY	83,626.00	58,050.00
SCHOLARSHIP/STIPENDS	926,174.00	28,050.00
ENTERTAINMENT EXPENSES	4,917.00	1,092.00
REFRESHMENT CHARGES	26,220.00	1,038.00
	<b>11,027,180.00</b>	<b>1,657,544.00</b>
<b>ACCOUNTS BRANCH</b>		
STATUTORY AUDIT FEES	37,381.00	128,382.00
AUDIT FEES LOCAL AUDIT	2,688,265.00	2,133,954.00
BANK CHARGES	3,756.47	4,308.55
ENTERTAINMENT CHARGES	2,362.00	730.00
ENTERTAINMENT CHARGES COF		557.00
G.P.F CONTRIBUTION	2,411,555.00	6,506,619.00
LEAVE ENCASHMENT	2,373,715.00	2,359,614.00
LEAVE SALARY	199,309.00	95,505.00
LTC	1,792,180.00	1,308,548.00
M&S ACCOUNTS		35,000.00
M & E GUEST HOUSE	67,831.00	45,700.00
MEDICAL REIMBURSEMENT	839,538.00	1,081,060.00
MISC. EXPENSES ACCOUNT	60,173.00	84,674.00
PAY & ALLOWANCE -OUTSOURCED	180,000.00	2,289,555.00
PAY & ALLOWANCS	1,116,791.00	1,345,801.00
PRINTING & STATIONERY	15,970.00	7,646.00
AMC (SOFTWARE CHARGES)	35,597.00	30,000.00
TELEPHONE EXPENSE	1,955.00	365,532.00
TRAVELLING expense	129,612.00	119,525.00
	<b>11,955,990.47</b>	<b>17,942,708.55</b>
<b>CHIEF HOSTEL WARDEN</b>		
PAY & ALLOWANCES	1,142,230.00	709,302.00
PRINTING & STATIONERY	337,640.00	5,100.00
M&E CHIEF HOSTAL WARDEN		45,700.00
MISC. CONTINGENCIES	3,739.00	24,050.00
	<b>1,483,609.00</b>	<b>784,152.00</b>
<b>COMPUTER SCIENCE &amp; ENGG. DEPTT</b>		
LEASE LINE EXPENSES	2,167,211.00	503,501.00
ENTERTAINMENT CHARGES	1,435.00	282.00
M & E COMPUTER	180,983.00	6,025,656.00
MISC. EXPENSES	137,379.00	86,081.00
M & S COMPUTER SCIENCE & ENGG.	205,876.00	708,712.00
PAY & ALLOWANCE	19,064,223.00	17,652,747.00
TELEPHONE EXPENSE	426,756.00	
	<b>22,183,863.00</b>	<b>24,976,979.00</b>
<b>CONTROLLER OF EXAM. OFFICE</b>		
MISC. EXPENSES	40,697.00	33,991.00
PAY & ALLOWANCE		1,189,705.00
PRINTING & STATIONERY	540,690.00	280,186.00
TELEPHONE EXPENSE		2,526.00
ENTERTAINMENT CHARGES	3,024.00	718.00
M&E C.O.E.	196,875.00	235,147.00
	<b>781,286.00</b>	<b>1,742,273.00</b>



ELECTRICAL ENGG.DEPTT.		
LEASE LINE ELECTRICAL DEPTT.		
M & E ELECTRICAL	210,747.00	35,055.00
MISC EXPENSES	1,564,821.00	416,134.00
M & S ELECTRICAL	58,043.00	49,378.00
PAY & ALLOWANCE	37,457.00	4,925.00
ENTERTAINMENT CHARGES	14,060,494.00	14,769,780.00
	9,475.00	1,888.00
	<b>15,941,037.00</b>	<b>15,277,160.00</b>
<b>ELECTRONICS ENGG.DEPTT</b>		
M&E ELECTRICAL		
M&E HAS	618,776.00	321,515.00
M & S	772,083.00	75,573.00
PAY & ALLOWANCE	199,533.00	45,893.00
MISC EXPENSES	15,048,943.00	13,849,567.00
ENTERTAINMENT	132,877.00	68,849.00
	2,797.00	198.00
	<b>16,775,009.00</b>	<b>14,161,595.00</b>
<b>ESTABLISHMENT BRANCH</b>		
ADVERTISEMENT CHARGES	236,227.00	31,322.00
BOARD AND SUB COMM. MEETING	574,138.00	112,630.00
LEGAL CHARGE ESTT. BRANCH	85,720.00	49,660.00
MICS CONTIGIES	41,457.00	61,400.00
MISC EXP	54,411.00	38,472.00
MISC EXP WELDING	4,639.00	15,850.00
PAY & ALLOWANCE	2,406,241.00	2,606,814.00
POSTAGE & TELEPHONE	102,282.00	56,727.00
PRA OPERATING CHARGES	39,417.00	38,610.00
PRINTING & STATIONARY	2,589.00	
TELEPHONE EXPENSES(PABX)		
M&E CHARGES		13,228.00
ENTERTAINMENT CHARGES	5,985.00	4,083.00
TADA HONORARIUM TO EXPERT	621,645.00	
	<b>4,174,751.00</b>	<b>3,028,796.00</b>
<b>HUMANITIES &amp; APPLIED SCIENCES</b>		
M&E	9,616.00	
MISC EXP FET	1,017.00	1,636.00
MISC	177,214.00	45,278.00
PAY & ALLOWNCES	650,353.00	5,172,291.00
STATE LEVEL CONF ON SYLLABI		308,363.00
PRINTING AND STATIONERY	4,810.00	2,975.00
	<b>843,010.00</b>	<b>5,530,543.00</b>



<b>LIBRARY</b>		
LIBRARY BOOKS		
LIBRARY EXPENSES	5,539,518.00	2,510,917.00
MISC EXPENSE		
PAY & ALLOWNCES	44,483.00	39,485.00
NEWSPAPER & MAGAZINE	1,847,974.00	1,852,060.00
ENTERTAINMENT CHARGES		
	1,597.00	351.00
	<u>7,433,572.00</u>	<u>4,402,813.00</u>
<b>MAINTENANCE SECTION</b>		
ELECT & WATER CHARGES	8,041,903.00	14,103,954.00
MAINT OF ESTATE	12,016,258.00	360,288.00
MISC EXPENSIS	83,498.00	18,068.00
PAY AND ALLOWANCES	3,128,795.00	2,816,997.00
PAY & ALLOWANCES ( MAINT. STAFF OUTSOUF	4,652,241.00	4,190,767.00
ADVERTISEMENT CHARGES	161,218.00	51,833.00
INSPECTIONOF HT INSTALL		396.00
GENERATOR EXP.	679,324.00	329,429.00
	<u>28,763,237.00</u>	<u>21,871,530.00</u>
<b>MECHANICAL ENGG.DEPTT</b>		
LEASE LINE	434,837.00	
M & E	165,237.00	9,000.00
M & S	3,000.00	61,945.00
PAY & ALLOWANCES	43,276,241.00	34,335,389.00
TELEPHONE EXP		2,620.00
	<u>43,879,315.00</u>	<u>34,408,954.00</u>
<b>PURCHASE &amp; STORE BRANCH</b>		
ADVERTISEMENT CHARGES	117,283.00	115,492.00
CONTINGIES P& STORE	6,828.00	35,918.00
CONTINGIES P& STORE	13,915.00	14,236.00
MAINT. OF VECHILE		692,499.00
PAY & ALLOWANCES	2,378,027.00	2,632,911.00
PRINTING STATIONERY	811,599.00	1,182,774.00
AMC PURCHASE	134,591.00	145,184.00
M&E	6,784,828.00	80,541.00
	<u>10,247,071.00</u>	<u>4,899,555.00</u>
<b>REGISTRAR OFFICE</b>		
M&E REGISTRAT OFFICE	57,773.00	45,700.00
Registration fees	2,346,009.20	755,485.00
TELEPHONE EXPENSES	27,973.00	5,621.00
MISC CONTINGENCIES	642,572.00	777,856.00
ENTERTAINMENT CHARGES	19,374.00	2,780.00
	<u>3,093,701.20</u>	<u>1,587,442.00</u>
<b>TRAINING &amp; PLACEMENT OFFICE</b>		
MISC EXPENSES	756,004.00	87,585.00
M&E	14,285.00	87,853.00
PAY & ALLOWANCES	895,388.00	634,257.00
TELEPHONE EXPENSES	14,536.00	13,860.00
	<u>1,680,213.00</u>	<u>823,555.00</u>
<b>UNIVERSITY HEALTH CENTRE</b>		
MEDICINES	178,668.00	765,697.00
PAY & ALLOWANCES	30,395.00	765,697.00
	<u>209,063.00</u>	<u>765,697.00</u>



<b>VICE CHANCELLOR'S OFFICE</b>		
MISC. CONTIGENCIES	77,820.00	16,701.00
M&E	185,625.00	8,350.00
M&S VC OFFICE		249,871.00
PAY & ALLOWANCES	2,579,292.00	1,484,515.00
TELEPHONE EXPENSES	61,830.00	22,932.00
PRINTING & STATIONRY		9,836.00
ENTERTAINMENT EXPENSES	15,424.00	10,553.00
	<u>2,919,991.00</u>	<u>1,802,758.00</u>
<b>WORKSHOP</b>		
M & E	77,931.00	79,088.00
MISC. CONTIGENCIES	217,693.00	
M & S	63,850.00	221,524.00
PAY & ALLOWANCES	26,689,166.00	25,116,130.00
MEMBERSHIP	5,040.00	1,145.00
other	32,746.00	270.00
	<u>27,086,426.00</u>	<u>25,418,157.00</u>

